


# Mediator Effect of Balance Problems on Association Between Grip Strength and Falls in Older Adults: Results From the KORA-Age Study

Gerontology & Geriatric Medicine  
Volume 4: 1–7  
© The Author(s) 2018  
Reprints and permissions:  
sagepub.com/journalsPermissions.nav  
DOI: 10.1177/2333721418760122  
journals.sagepub.com/home/ggm  


Marjan Arvandi, MSc<sup>1</sup>, Barbara Strasser, ScDD<sup>2</sup>,  
Konstantinos Volaklis, PhD<sup>3</sup>, Karl-Heinz Ladwig, PhD<sup>4</sup>,  
Eva Grill, PhD<sup>5</sup>, Raffaella Matteucci Gothe, MSc<sup>1</sup>,  
Alexander Horsch, PhD<sup>6</sup>, Michael Laxy, PhD<sup>4</sup>,  
Uwe Siebert, MD<sup>1</sup>, Annette Peters, PhD<sup>4</sup>,  
Barbara Thorand, PhD<sup>4†</sup>, and Christa Meisinger, MD<sup>4,7†</sup>

## Abstract

**Objective:** To examine the association between grip strength and history of falls among older individuals, and to assess the possible mediating effect of balance problems on this relationship. **Method:** Data originate from KORA (Cooperative Health Research in the Region of Augsburg)-Age Study of 808 individuals (65 years and above). Follow-up assessment occurred 3 years later. **Results:** The risk of falls within the last 12 months was reduced on average by 3% (odds ratio [OR] 95% confidence interval [95% CI] = 0.97 [0.94, 0.99]; *p* value = .026) per 1-kg increase in maximum grip strength after adjusting for age and gender. There was a trend toward an indirect effect of grip strength through the mediator variable balance problems (*p* value = .043). **Discussion:** Increased muscular strength is associated with a reduced risk of falls in older age after adjustment for age and gender. The association is partially mediated by balance problems. Thus, in older adults, muscle-strengthening exercises may decrease the risk of falling.

## Keywords

aged, balance, grip strength, falls

**Manuscript received:** May 5, 2017; **final revision received:** October 5, 2017; **accepted:** January 12, 2018.

## Introduction

Normal physiological function begins to decline at a rate of 3% to 8% each decade after the age of 30 years, and the loss of muscle mass has negative consequences for maintaining muscle strength, walking speed, reaction time, and balance—all important variables for maintaining an independent lifestyle in older age (Cruz-Jentoft et al., 2010; Harms, Cooper, & Tanaka, 2011). In older individuals, decreased muscle strength is highly predictive of functional limitations and disability (Rantanen et al., 1999), and a minimum level of strength is needed to perform tasks of daily living. Most functional tasks used in normal day-to-day activities are of relatively short duration and, therefore, more strongly related to muscular strength than to muscular endurance. In the last decade, evidence from epidemiological studies has shown that muscle weakness, especially low muscular strength, is inversely associated with risk of falling in

older adults (Chan et al., 2007; de Rekeneire et al., 2003; Pijpers et al., 2012; Xue, Walston, Fried, & Beamer, 2011) even after adjusting for several confounders including disease burden, lifestyle, inflammation, and mental well-being. Sarcopenia, a condition characterized

<sup>1</sup>University for Health Sciences, Medical Informatics and Technology, Hall in Tirol, Austria

<sup>2</sup>Medical University of Innsbruck, Austria

<sup>3</sup>Technical University of Munich, Germany

<sup>4</sup>Helmholtz Zentrum München, Neuherberg, Germany

<sup>5</sup>Ludwig-Maximilian University of Munich, Germany

<sup>6</sup>University of Tromsø, Norway

<sup>7</sup>University Center for Health Sciences at the Klinikum Augsburg, Germany

<sup>†</sup>Barbara Thorand and Christa Meisinger contributed equally.

## Corresponding Author:

Barbara Strasser, Division of Medical Biochemistry, Biocenter, Medical University Innsbruck, Innrain 80, A-6020 Innsbruck, Austria.  
Email: Barbara.Strasser@i-med.ac.at



by progressive loss of muscle mass and strength and decreased physical performance, represents an important risk factor for falls, especially in older people (Cruz-Jentoft et al., 2010; Rubenstein, 2006). Findings from the iLSIRENTE study suggest that sarcopenic participants are over 3 times more likely to fall relative to non-sarcopenic individuals, regardless of age, gender, and other confounding factors (Landi et al., 2012). Based on a meta-analytic evaluation of 16 prospective and retrospective studies, muscle weakness, balance, and gait deficits are the major risk factors for falls in adults over the age of 60 years (Rubenstein, 2006). Furthermore, the increase in body sway, generally observed with aging, has been identified as a major factor responsible for an increased risk of falling among older adults (Maki, Holliday, & Topper, 1994). It was hypothesized that the decrease in maximal muscle strength could be a main cause of postural instability (Cattagni et al., 2014). Thus, muscle strength may be a marker of other factors, such as balance, which itself affect falls. The objective of this study was to examine the association between grip strength and history of falls among older men and women in a prospective population-based cohort study. We hypothesized that grip strength is inversely associated with falls and that this association is mediated by balance problems.

## Materials and Methods

### Participants

Data used in this study stemmed from the KORA (Cooperative Health Research in the Region of Augsburg)-Age Study conducted in the years 2008 and 2009. This study is a follow-up of all participants who took part in at least one of the four cross-sectional MONICA (Multinational Monitoring of Trends and Determinants in Cardiovascular Diseases)/KORA surveys that were performed between 1984 and 2001 in the city of Augsburg and the two adjacent counties. Altogether, 1,079 people aged 65 years and older took part in the KORA-Age baseline examination, and 822 people participated in the follow-up about 3 years later. Participants with incomplete data on falling (dependent variable) and maximum grip strength (main exposure) at baseline and follow-up were excluded. After these exclusions, 808 individuals (409 men/399 women) aged 75 years ( $M \pm 6$  ( $SD$ ) years at baseline and  $78 \pm 6$  years at follow-up remained for the main analyses. The study was approved by the local authorities, and all subjects provided written informed consent.

### Grip Strength

Handgrip strength was assessed using the Jamar dynamometer (Saehan Corp.). The Jamar dynamometer was placed in the dominant hand of the participant. Three trials, with brief pauses, were allowed at baseline and at

follow-up. Participants were encouraged to exert their maximal grip strength. The maximum value of three handgrip measurements in kilograms at baseline and at follow-up were used in different analyses as the main independent variable.

### Falls

During a standardized face-to-face interview, participants were asked whether they had fallen in the previous 12 months before the date of interview at baseline and at follow-up. In case of a positive answer, they were asked whether they had one or more falls. In this study, a dichotomous variable with the values 0 for participants with no falls and 1 for those with one or more falls at baseline and at follow-up was defined as the outcome.

### Confounders and Mediators

Age and gender were considered as the two main confounders. In a face-to-face interview, using standardized questions from the balance section of the National Health and Nutrition Examination Survey Questionnaire (<http://www.cdc.gov/nchs/data/nhanes/ba.pdf>), participants were asked whether they had vertigo or dizziness, difficulty with balance, or did fall in the past 12 months before baseline and before follow-up. If the answer was "yes," the exact type of problems (i.e., vertigo/dizziness; balance problem, falls) were assessed.

### Statistical Analysis

Descriptive results are presented as mean values with standard deviation for continuous variables and as frequencies (%) for categorical variables at both baseline and follow-up. Appropriate statistical tests ( $\chi^2$  test for categorical variables and the Wilcoxon-Mann-Whitney test for continuous variables) were performed to detect statistically significant differences between men and women at baseline and at follow-up. Logistic regression analysis was performed to examine the association between grip strength per 1-kg increase and falls (yes/no) at enrollment and at follow-up. As sensitivity analysis, ordinal logistic regression models with the outcomes (falls at baseline and at follow-up) coded as an ordinal variable (falls: no, one, more than one) were performed.

Generalized estimating equations (GEE) with empirical covariance matrix and unstructured (and exchangeable) working correlation matrix were applied to determine the association between grip strength at baseline and follow-up and falls during the previous 12 months at baseline and at follow-up as repeated measurements. Crude and adjusted (for age and gender) odds ratios (OR) with 95% confidence intervals (95% CI) were determined. The interaction term between gender and maximum grip strength in the main and sensitivity analyses at baseline and at follow-up was also added to the models and controlled for significance.

**Table 1.** Characteristics of Eligible Participants in the KORA-Age Study (2008-2011) Stratified by Gender at Baseline and at Follow-Up ( $n = 808$ ).

	Baseline			Follow-up		
	Men ( $n = 409$ )	Women ( $n = 399$ )	$p$ value <sup>a</sup>	Men ( $n = 409$ )	Women ( $n = 399$ )	$p$ value
Age, years— $M$ ( $SD$ )	75 (6)	75 (6)	.6124	78 (6)	78 (6)	.6124
Falls, $n$ (%)						
No falls	362 (88)	323 (81)	.0086	351 (86)	312 (78)	.0160
1 fall	27 (7)	49 (12)		34 (8)	55 (14)	
More than 1 fall	20 (5)	27 (7)		24 (6)	32 (8)	
Balance problems (yes), $n$ (%)	62 (15)	82 (21)	.0765	90 (22)	104 (27)	.1565
Maximum grip strength, $M$ ( $SD$ )	36 (8)	22 (5)	<.0001	35 (9)	21 (6)	<.0001
Prevalence of at least one fall by tertiles of maximum grip strength (kg) <sup>b</sup> , $n$ (%)						
Low <sup>c</sup>	16 (34)	39 (51)	.047	31 (53)	30 (35)	.199
Moderate	21 (45)	21 (28)	.520	14 (24)	34 (39)	.031
High	10 (21)	16 (21)	.038	13 (22)	23 (26)	.035

Note. KORA = Cooperative Health Research in the Region of Augsburg.

<sup>a</sup>The  $p$  value of the differences between men and women.

<sup>b</sup>Tertiles at follow-up are based on the distribution of maximum grip strength at follow-up.

<sup>c</sup>Low: baseline: men,  $\leq 31$  (kg); women,  $\leq 20$  (kg); follow-up: men,  $\leq 31$  (kg); women,  $\leq 19$  (kg). Moderate: baseline: men,  $> 31$  (kg) and  $\leq 39$  (kg); women,  $> 20$  (kg) and  $\leq 24$  (kg); follow-up: men,  $> 31$  (kg) and  $\leq 37$  (kg); women,  $> 19$  (kg) and  $\leq 23$  (kg). High: baseline: men,  $> 39$  (kg); women,  $> 24$  (kg); follow-up: men,  $> 37$  (kg); women,  $> 23$  (kg).

Furthermore, Baron and Kenny and bootstrap methods were performed and compared to assess the indirect effect of the potential mediator “balance problems” on the association between grip strength and falls after adjusting for age and gender at follow-up. Significant differences in the mediator by outcome were assessed by  $\chi^2$  test. We tested mediation to divide the association between the outcome and independent variable into direct and indirect effects (through a mediator variable). For each model, as falling is a binary variable, the residuals were normalized and regression coefficients were standardized in the logistic regression analysis prior to estimating mediation effects. The pathways from the independent variable to the mediator ( $\alpha$ ) and then to the outcome ( $\beta$ ), and to the outcome (crude and adjusted for the mediator;  $\tau$ ,  $\tau$  prime) were estimated, and the association between the outcome and independent variable was divided into direct and indirect parts. Sobel, Goodman, and Aroain tests were performed to determine whether the effect of the potential mediator was significant. Data analysis was performed using the statistical software package SAS 9.4 (SAS Inc., Cary, NC, USA).

## Results

### Descriptive Characteristics

Baseline and follow-up characteristics of the 808 individuals used in the main analyses (409 men/399 women) are presented in Table 1. Mean age values were the same in men and women at follow-up and at baseline. Men displayed higher maximum grip strength compared with women ( $M$ : 36 kg and 35 kg vs. 22 kg and 21 kg at

baseline and at follow-up, respectively;  $p$  value  $< .0001$ ). In contrast, women were more frequently affected by falls ( $p$  value = .009 and .016 at baseline and at follow-up, respectively) in the previous 12 months and by balance problems ( $p$  value = .077 and .157 at baseline and at follow-up, respectively). Both men and women had more falls and balance problems at follow-up in comparison with baseline ( $p$  value = .0001 and  $< .0001$ , respectively).

### Association Between Grip Strength and Falls

To picture the relationship between grip strength and falls, maximum grip strength was classified into three groups using gender-specific tertiles as cutoff points. Table 1 also presents the frequencies of falls by tertiles of maximum grip strength for both men and women at baseline and at follow-up. Women had slightly more falls than men in the first tertile of maximum grip strength at baseline (51% vs. 34% at baseline and 35% vs. 53% at follow-up). Looking into the groups of women and men separately, both women and men exhibited more falls in the first tertile (i.e., participant with low maximum grip strength) in comparison with the third tertile (i.e., participants with high maximum grip strength;  $p$  value = .204 and .120 at baseline and  $p$  value = .0003 and .014 at follow-up for men and women, respectively; results not shown).

Initially, crude ORs with 95% CI and the  $p$  values were calculated for the confounders' age and gender. The odds for falls were lower in men than in women (baseline: OR [95% CI] = 0.55 [0.37, 0.82],  $p$  value = .003; follow-up: 0.59 [0.41, 0.85],  $p$  value = .005). Age was significantly associated with falls (age [continuous]:

**Table 2.** Results From Logistic Regression and GEE: KORA-Age Study (2008-2011).

Logistic regression results	ORs (95% CI) <sup>a</sup>	p value
At baseline (n = 808) <sup>b</sup>		
Maximum grip strength	0.96 [0.94, 0.98]	<.0001
Maximum grip strength adjusted <sup>c</sup>	0.98 [0.94, 1.01]	.1528
At follow-up (n = 808) <sup>d</sup>		
Maximum grip strength	0.95 [0.93, 0.97]	<.0001
Maximum grip strength adjusted	0.97 [0.94, 0.99]	.0255
Longitudinal result (n = 808)		
Maximum grip strength	0.95 [0.94, 0.97]	<.0001
Maximum grip strength adjusted	0.97 [0.95, 0.99]	.0128

Note. GEE = generalized estimating equations; KORA = Cooperative Health Research in the Region of Augsburg; OR = odds ratio; CI = confidence interval.

<sup>a</sup>OR (95% CI) per 1-kg increase in maximum grip strength.

<sup>b</sup>Outcome examined is falls in the previous 12 months prior to baseline.

<sup>c</sup>Adjusted for age and gender in overall results.

<sup>d</sup>Outcome examined is falls in the previous 12 months prior to follow-up.

1.06 [1.03, 1.09],  $p$  value = .0002; 1.10 [1.07, 1.14],  $p$  value < .0001, at baseline and at follow-up, respectively; results not shown). Table 2 summarizes the results of the logistic regression models examining the association between maximum grip strength and falls, with and without adjustment for age and gender at baseline and at follow-up. Grip strength was inversely associated with at least one fall in the previous 12 months prior to baseline and prior to follow-up (crude OR [95% CI] = 0.96 [0.94, 0.98],  $p$  value < .0001, and .95 [0.93, 0.97],  $p$  value < .0001, per 1-kg increase). The association became borderline nonsignificant after adjustment for age and gender at baseline (0.98 [0.94, 1.01],  $p$  value = .153) and borderline significant after adjustment for age and gender at follow-up (0.97 [0.94, 0.99],  $p$  value = .026). As a sensitivity analysis, falls were taken as an ordinal variable into an ordinal logistic regression model. An OR (95% CI) of 0.98 [0.95, 1.00],  $p$  value = .154, was observed in the sensitivity analysis in the adjusted model at baseline and 0.96 [0.93, 0.99],  $p$  value = .006, at follow-up. The interaction term between gender and maximum grip strength in the main and in the sensitivity analysis at baseline and at follow-up was not significant. Results from GEE analysis are shown in Table 2. The results show that, before and after adjustment for age and gender, grip strength was significantly associated with falls. Thus, individuals with low grip strength at baseline had a higher risk of falls during the 12 months prior to baseline and during the 12 months prior to follow-up. Figures 1 and 2 visualize the relationship between grip strength at baseline and at follow-up and falls and gender. Figure 1 shows that most individuals with low grip strength at baseline have low grip strength at follow-up and more falls. In addition, most individuals with high grip strength at baseline have high grip strength at follow-up and fewer falls. Figure 2 shows that most individuals with low grip strength at baseline have low grip strength at follow-up and most individuals with high

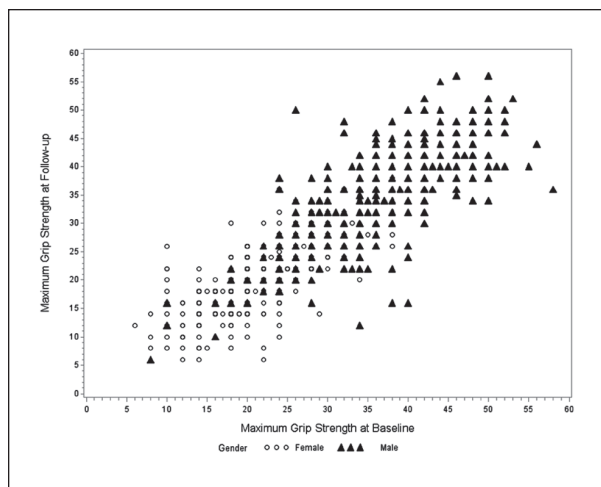
grip strength at baseline have high grip strength at follow-up (the same as in Figure 1). In addition, it shows that women have less grip strength than men at both baseline and follow-up.

Figure 3 illustrates the results of the analysis performed using the methods of Baron and Kenny and bootstrap, which were used to detect the indirect effect of grip strength through the mediator variable balance problems in the presence of the two confounders, age and gender. The total relationship between grip strength and falls was partitioned into the direct part of tau prime (-0.11) and the mediated part of alpha multiplied by beta ( $\alpha \cdot \beta = -.048$ ). Repeating the analysis using the bootstrap method with 100,000 repeated sampling of data, almost the same results were achieved ( $\tau' = -0.11$  and  $\alpha \cdot \beta = -.055$ ). The values of the standardized coefficients with 95% CI gained through the bootstrapping method are shown in Figure 3. The results of different tests for significance of the indirect effect (Sobel, Aroain, and Goodman) showed that the indirect relationship between grip strength and falls through the mediator variable balance problems was significant ( $p$  value = .043 for Sobel and Goodman, and .041 for Aroain tests).

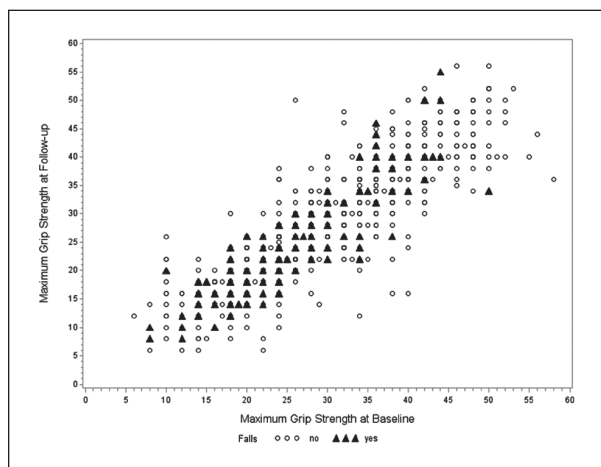
## Discussion

The primary findings from the present study are as follows. First, grip strength is inversely associated with a history of falls among older men and women from the general population. More advanced age and female gender were significantly associated with falls and, after adjustment for them, the association between grip strength and falls became borderline nonsignificant at baseline and borderline significant at follow-up. The GEE approach, which considered data as repeated measurements of falls and grip strength over time, confirmed the results. Individuals with at least one fall during the 12 months prior to baseline and lower grip strength had





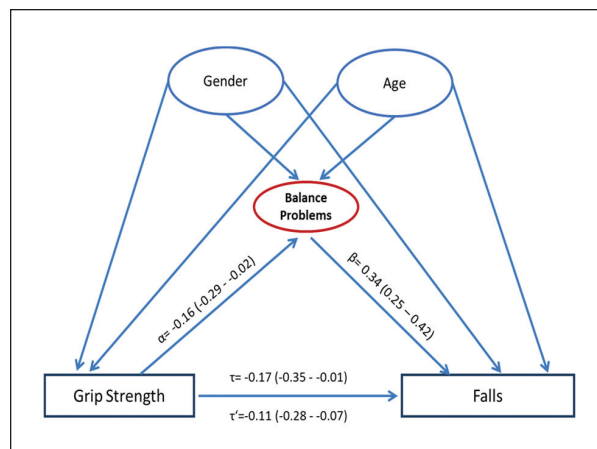
**Figure 1.** Maximum grip strength at baseline and at follow-up in men and women: KORA-Age study (2008-2011). Note. Empty circles display female participants, black triangles male participants. Filled circles (overlapping a triangle and a circle) mean that female and male have the same maximum grip strength at baseline and at follow-up. KORA = Cooperative Health Research in the Region of Augsburg.



**Figure 2.** Maximum grip strength at baseline and at follow-up specified by fall status: KORA-Age study (2008-2011). Note. Empty circles display participants without falls, black triangles participants with falls. Filled circles (overlapping a triangle and a circle) mean that participants with falls and participants without falls have the same maximum grip strength at baseline and at follow-up. KORA = Cooperative Health Research in the Region of Augsburg.

a higher risk of falls during the 12 months prior to follow-up.

Falls are a common event among older adults and are associated with serious consequences including decreases in social and physical activities, disability, hospitalization, and loss of independence (Peeters et al., 2015). In the Longitudinal Aging Study Amsterdam (Pijpers et al., 2012), low grip strength and physical performance were significantly related to an increased risk of recurrent falls in older community-dwelling participants with and without diabetes. The Women’s Health and Aging Study tested the hypothesis, using longitudinal data from older



**Figure 3.** Results from path analysis for the mediator variable balance problems: KORA-Age study (2008-2011). Note. Maximum grip strength was classified into three groups using tertile values as cutoff points, falls and balance problems as dichotomous variables with the values 0 for participants without and 1 for those with one or more falls and balance problems, respectively. Results refer to the model with adjustment for age and gender at follow-up. Alpha, tau, tau prime, and beta are the standardized significance coefficients from the logistic regression analysis: (a) analysis of the mediator as outcome and grip strength as the independent variable (alpha); (b) analysis of falls as the outcome and grip strength as the independent variable (tau); and (c) analysis of falls as the outcome and grip strength as the independent variable adjusted for the mediator variable (tau prime, beta).

women, whether those with a faster rate of decline in grip strength would be at higher risk of falls compared with those who had a weaker single grip measurement (Xue et al., 2011). The latter study suggests that at least some of the risk attributable to weakness can be restated as risk attributable to the rate of losing strength.

The Prospective Urban–Rural Epidemiology study, a large, longitudinal population study carried out in 17 countries of varying incomes and sociocultural settings, found no strong association between grip strength and the risk of injury from a fall (Leong et al., 2015). It has been assumed that muscle strength may be a marker of other factors, such as balance, as the most important component in mediating the risk of falls (Sherrington, Whitney, & Close, 2008). Therefore, we assessed the mediating role of balance problems on the relation between grip strength and falls using two different methods. Although this is a common method in sociological and psychosocial studies, this method has rarely been used in the evaluation of health care studies (Mackinnon & Dwyer, 1993). The results from our study confirm the potential impact of balance on reduction in falls, as the indirect effect of grip strength through the mediator variable balance problems was statistically significant after adjusting for age and gender. However, the significant association between grip strength and falls continued to exist when the indirect effect of balance problems was statistically removed. Of note, a most recent meta-analysis revealed merely small correlations between measures of balance and lower extremity muscle strength in

older adults (Muehlbauer, Gollhofer, & Granacher, 2015). Possible explanations behind this observation may include different neural mechanisms involved during the execution of a strength- or balance-related task with different activation patterns (Schubert et al., 2008). In addition, balance itself may affect muscle strength through transfer effects (Gruber et al., 2007). In the Lifestyle integrated Functional Exercise (LiFE) approach, which embeds strategies to improve balance, ankle strength, a prime factor for postural stability, significantly improved compared with the structured control program (Clemson et al., 2012). Accordingly, the integration of both balance and muscle-strengthening exercises into daily life activities may reduce the rate of falls in older people.

Our study has several strengths and limitations. A major strength of this study is the inclusion of a number of participants aged  $\geq 80$  years and the use of an objective and standardized test for the assessment of maximal muscular strength. Handgrip strength is considered a strong predictor of muscle mass and leg strength in frail older people (Tieland, Verdijk, de Groot, & van Loon, 2015). Furthermore, we have investigated the indirect effect of balance problems on the relation between grip strength and falls. We adjusted the model for two main confounders, age and gender; however, as shown by Hernan and colleagues via causal graph illustration (Cole & Hernan, 2002), there are situations in which such analyses can be biased because of unmeasured confounders. Therefore, the results of the mediator analysis should be interpreted with caution. More complicated mediator analyses and models including multiple mediators in one model were not considered in our study. Also, due to the definition of mediator, we should take the balance problems variable prior to the outcome but, as we had only two measurements of balance problems at baseline and at follow-up and as the time difference between the two measurements was about 3 years, we took the values of balance problems at follow-up as a proxy in our analysis. Furthermore, although the GEE method is able to take all available data into account in a balance problems design (fewer numbers of observations at follow-up in our study), which leads to a more efficient effect estimate, we preferred to have one dataset with fewer individuals but full information for the variables required, namely, grip strength, falls, age, and gender, to be able to compare the results of logistic regression with GEE analysis. Finally, as this is an observational study, we could only assess statistical associations and not causal relationships. Ultimately, randomized intervention studies aiming to increase muscular strength in older adults will be needed to show whether the observed associations are causal and whether falls can be prevented by increasing muscular strength.

In conclusion, our findings suggest that low muscle strength is inversely associated with falls in old age. The observed association may be partly mediated by balance problems. Thus, the integration of both balance and

muscle-strengthening exercises into daily life activities seems to be a promising means of reducing the adverse effects of low muscle strength on falls.

### Authors' Note

Barbara Strasser is now affiliated to Department of Epidemiology and Preventive Medicine, Regensburg University Medical Center, D-93053, Regensburg. She can be contacted at Barbara.Strasser@klinik.uni-regensburg.de.

### Declaration of Conflicting Interests

The author(s) declared no potential conflicts of interest with respect to the research, authorship, and/or publication of this article.

### Funding

The author(s) disclosed receipt of the following financial support for the research, authorship, and/or publication of this article: The KORA research platform (Cooperative Health Research in the Region of Augsburg) was initiated and financed by the Helmholtz Zentrum München (German Research Center for Environmental Health), which is funded by the German Federal Ministry of Education and Research and by the State of Bavaria. The KORA-Age study was part of the program "Health in Old Age," which was financed by the German Federal Ministry of Education and Research (BMBF FKZ 01ET0713). This research was partially supported by the Tyrolean Science Fund (Project No. 0404/1398, 2014-15).

### References

- Cattagni, T., Scaglioni, G., Laroche, D., Van Hoecke, J., Gremeaux, V., & Martin, A. (2014). Ankle muscle strength discriminates fallers from non-fallers. *Frontiers in Aging Neuroscience*, *6*, Article 336.
- Chan, B. K., Marshall, L. M., Winters, K. M., Faulkner, K. A., Schwartz, A. V., & Orwoll, E. S. (2007). Incident fall risk and physical activity and physical performance among older men: The osteoporotic fractures in men study. *American Journal of Epidemiology*, *165*, 696-703.
- Clemson, L., Fiatarone Singh, M. A., Bundy, A., Cumming, R. G., Manollaras, K., O'Loughlin, P., & Black, D. (2012). Integration of balance and strength training into daily life activity to reduce rate of falls in older people (the LiFE study): Randomised parallel trial. *British Medical Journal*, *345*, Article e4547.
- Cole, S. R., & Hernan, M. A. (2002). Fallibility in estimating direct effects. *International Journal of Epidemiology*, *31*, 163-165.
- Cruz-Jentoft, A. J., Baeyens, J. P., Bauer, J. M., Boirie, Y., Cederholm, T., Landi, F., . . . European Working Group on Sarcopenia in Older People. (2010). Sarcopenia: European consensus on definition and diagnosis: Report of the European working group on Sarcopenia in older people. *Age Ageing*, *39*, 412-423.
- de Rekeneire, N., Visser, M., Peila, R., Nevitt, M. C., Cauley, J. A., Tyllavsky, F. A., & Harris, T. B. (2003). Is a fall just a fall: Correlates of falling in healthy older persons. The health, aging and body composition study. *Journal of the American Geriatrics Society*, *51*, 841-846.
- Gruber, M., Gruber, S. B., Taube, W., Schubert, M., Beck, S. C., & Gollhofer, A. (2007). Differential effects of ballistic

- versus sensorimotor training on rate of force development and neural activation in humans. *The Journal of Strength & Conditioning Research*, 21, 274-282.
- Harms, C. A., Cooper, D., & Tanaka, H. (2011). Exercise physiology of normal development, sex differences, and aging. *Comprehensive Physiology*, 14, 1649-1678.
- Landi, F., Liperoti, R., Russo, A., Giovannini, S., Tosato, M., Capoluongo, E., & Onder, G. (2012). Sarcopenia as a risk factor for falls in elderly individuals: Results from the iLSIRENTE study. *Clinical Nutrition*, 31, 652-658.
- Leong, D. P., Teo, K. K., Rangarajan, S., Lopez-Jaramillo, P., Avezum, A., Jr Orlandini, A., . . . Prospective Urban Rural Epidemiology (PURE) Study investigators. (2015). Prognostic value of grip strength: Findings from the Prospective Urban Rural Epidemiology (PURE) study. *The Lancet*, 386(9990), 266-273.
- Mackinnon, D. P., & Dwyer, J. H. (1993). Estimating mediated effects in prevention studies. *Evaluation Review*, 17, 144-158.
- Maki, B. E., Holliday, P. J., & Topper, A. K. (1994). A prospective study of postural balance and risk of falling in an ambulatory and independent elderly population. *Journal of Gerontology*, 49(2), M72-M84.
- Muehlbauer, T., Gollhofer, A., & Granacher, U. (2015). Associations between measures of balance and lower-extremity muscle strength/power in healthy individuals across the lifespan: A systematic review and meta-analysis. *Sports Medicine*, 45, 1671-1692.
- Peeters, G. M., Jones, M., Byles, J., & Dobson, A. J. (2015). Long-term consequences of noninjurious and injurious falls on well-being in older women. *The Journals of Gerontology. Series A, Biological Sciences and Medical Sciences*, 70, 1519-1525.
- Pijpers, E., Ferreira, I., de Jongh, R. T., Deeg, D. J., Lips, P., Stehouwer, C. D., & Nieuwenhuijzen Kruseman, A. C. (2012). Older individuals with diabetes have an increased risk of recurrent falls: Analysis of potential mediating factors: the longitudinal ageing study Amsterdam. *Age Ageing*, 41, 358-365.
- Rantanen, T., Guralnik, J. M., Foley, D., Masaki, K., Leveille, S., Curb, J. D., & White, L. (1999). Midlife hand grip strength as a predictor of old age disability. *The Journal of the American Medical Association*, 281, 558-560.
- Rubenstein, L. Z. (2006). Falls in older people: Epidemiology, risk factors and strategies for prevention. *Age Ageing*, 35(Suppl. 2), ii37-ii41.
- Schubert, M., Beck, S., Taube, W., Amtage, F., Fais, T. M., & Gruber, M. (2008). Balance training and ballistic strength training are associated with task-specific corticospinal adaptations. *European Journal of Neuroscience*, 27, 2007-2018.
- Sherrington, C., Lord, S. R., & Close, C. T. (2008). Effective exercise for the prevention of falls: A systematic review and meta-analysis. *Journal of the American Geriatrics Society*, 56, 2234-2243.
- Tieland, M., Verdijk, L. B., de Groot, L. C., & van Loon, L. J. (2015). Handgrip strength does not represent an appropriate measure to evaluate changes in muscle strength during an exercise intervention program in frail older people. *International Journal of Sport Nutrition and Exercise Metabolism*, 25(1), 27-36.
- Xue, Q. L., Walston, J. D., Fried, L. P., & Beamer, B. A. (2011). Prediction of risk of falling, physical disability, and frailty by rate of decline in grip strength: The women's health and aging study. *Archives of Internal Medicine*, 171, 1119-1121.