

Fully gapped d-wave superconductivity in CeCu₂Si₂

Guiming Pang, Michael Smidman, Jinglei Zhang, Lin Jiao, Zongfa Weng, Emilian M. Nica, Ye Chen, Wenbing Jiang, Yongjun Zhang, Wu Xie, Hirale S. Jeevan, Hanoh Lee, Philipp Gegenwart, Frank Steglich, Qimiao Si, Huiqiu Yuan

Angaben zur Veröffentlichung / Publication details:

Pang, Guiming, Michael Smidman, Jinglei Zhang, Lin Jiao, Zongfa Weng, Emilian M. Nica, Ye Chen, et al. 2018. "Fully gapped d-wave superconductivity in CeCu₂Si₂." *Proceedings of the National Academy of Sciences* 115 (21): 5343–47. <https://doi.org/10.1073/pnas.1720291115>.

Fully gapped d -wave superconductivity in CeCu_2Si_2

Guiming Pang^{a,b}, Michael Smidman^{a,b}, Jinglei Zhang^{a,b}, Lin Jiao^{a,b,1}, Zongfa Weng^{a,b}, Emilian M. Nica^{c,d,e}, Ye Chen^{a,b}, Wenbing Jiang^{a,b}, Yongjun Zhang^{a,b}, Wu Xie^{a,b}, Hirale S. Jeevan^{a,b,f}, Hanoh Lee^{a,b}, Philipp Gegenwart^f, Frank Steglich^{a,b,g}, Qimiao Si^c, and Huiqiu Yuan^{a,b,h,1}

^aCenter for Correlated Matter, Zhejiang University, Hangzhou 310058, China; ^bDepartment of Physics, Zhejiang University, Hangzhou 310027, China; ^cDepartment of Physics and Astronomy, Rice University, Houston, TX 77005; ^dDepartment of Physics and Astronomy, University of British Columbia, Vancouver, BC, V6T 1Z1, Canada; ^eQuantum Materials Institute, University of British Columbia, Vancouver, BC, V6T 1Z1, Canada; ^fExperimental Physics VI, Center for Electronic Correlations and Magnetism, University of Augsburg, 86159 Augsburg, Germany; ^gMax Planck Institute for Chemical Physics of Solids, 01187 Dresden, Germany; and ^hCollaborative Innovation Center of Advanced Microstructures, Nanjing University, Nanjing 210093, China

Edited by T. Maurice Rice, ETH Zurich, Zurich, Switzerland, and approved April 5, 2018 (received for review November 21, 2017)

The nature of the pairing symmetry of the first heavy fermion superconductor CeCu_2Si_2 has recently become the subject of controversy. While CeCu_2Si_2 was generally believed to be a d -wave superconductor, recent low-temperature specific heat measurements showed evidence for fully gapped superconductivity, contrary to the nodal behavior inferred from earlier results. Here, we report London penetration depth measurements, which also reveal fully gapped behavior at very low temperatures. To explain these seemingly conflicting results, we propose a fully gapped $d + d$ band-mixing pairing state for CeCu_2Si_2 , which yields very good fits to both the superfluid density and specific heat, as well as accounting for a sign change of the superconducting order parameter, as previously concluded from inelastic neutron scattering results.

heavy fermions | CeCu_2Si_2 | multiband superconducting pairing | superconducting order parameter | penetration depth

The structure of the superconducting order parameter has been frequently studied, due to its close relationship with the underlying pairing mechanism. While the conventional electron-phonon pairing mechanism typically leads to s -wave states with fully opened gaps and a constant sign over the Fermi surface (1), unconventional superconductors with different pairing mechanisms often form states with a sign-changing order parameter (2, 3). For instance, cuprate and many Ce-based heavy fermion superconductors are generally believed to be d -wave superconductors, with nodal lines in the energy gap on the Fermi surface (4–6). On the other hand, in the high-temperature iron-based superconductors, an $s \pm$ state has been proposed, with a change of sign of the gap function between disconnected Fermi surface pockets, but the energy gap remains nodeless (7). In this context, the surprising recent discovery (8–10) of evidence for fully gapped superconductivity in the first heavy fermion superconductor CeCu_2Si_2 (11) requires further attention.

Superconductivity in CeCu_2Si_2 occurs in close proximity to magnetism. Samples with either superconducting (S type), antiferromagnetic (A type), or competing phases (A/S type) are obtained via slight tuning of the composition within the homogeneity range (12). High-pressure measurements of $\text{CeCu}_2(\text{Si}_{1-x}\text{Ge}_x)_2$ reveal two distinct superconducting domes, one centered around an antiferromagnetic (AFM) instability at ambient/low pressure and another near a valence instability at high pressure (13). The close proximity of superconductivity to an AFM instability suggests that in CeCu_2Si_2 it is driven by the corresponding quantum criticality. Inelastic neutron scattering (INS) measurements clearly indicate that the Cooper pairing is associated with a damped propagating paramagnon mode at the incommensurate ordering wavevector \mathbf{Q}_{AF} of the spin-density wave (SDW) order nearby in the phase diagram (14). The large intensity of the low-energy spin excitation spectrum at \mathbf{Q}_{AF} , which reveals a spin gap in the superconducting state, as well as a pronounced peak well inside the superconducting gap $2\Delta \approx 5k_B T_c$ (14, 15), implies a sign change of the pairing function

between the two regions of the Fermi surface spanned by \mathbf{Q}_{AF} (16, 17). The absence of a coherence peak and the $\sim T^3$ temperature dependence of the spin-lattice relaxation rate $[1/T_1(T)]$ in Cu nuclear quadrupole resonance (NQR) measured above 100 mK further suggested an unconventional superconducting order parameter with line nodes in the gap structure (15, 18). Angle resolved resistivity measurements at 40 mK indicate a 4-fold modulation of the upper critical field H_{c2} , as expected for a d -wave gap with d_{xy} symmetry (19), while a sign change spanning \mathbf{Q}_{AF} is compatible with $d_{x^2-y^2}$ pairing symmetry (16). Therefore, CeCu_2Si_2 behaves as an even-parity d -wave superconductor, whose gap structure has yet to be determined.

However, a recent specific heat investigation reported exponential behavior of $C(T)/T$ at very low temperatures, suggesting fully gapped superconductivity in CeCu_2Si_2 (8). Following this work, scenarios of multiband superconductivity with a strong Pauli paramagnetic effect, loop-nodal s_{\pm} superconductivity, and s_{++} pairing with no sign change were proposed (9, 10, 20, 21). Furthermore, scanning tunneling spectroscopy down to 20 mK also hints at a multigap order parameter (22). Indeed electronic structure calculations reveal that multiple bands cross the Fermi level (8, 23), and renormalized band structure calculations show that the dominant heavy band (with $m^*/m_e \approx 500$) leads to Fermi surface sheets mainly consisting of warped cylinders along

Significance

Identifying the gap structure of superconductors is vital for understanding the underlying pairing mechanism of the Cooper pairs. The first heavy fermion superconductor to be discovered, CeCu_2Si_2 , was thought to be a d -wave superconductor with gap nodes, until recent specific heat measurements provided evidence that the gap is fully open across the Fermi surface. We propose a resolution to this puzzle from measurements of the London penetration depth, which give further evidence for fully gapped superconductivity. We analyze the data using a d -wave band-mixing pairing model, which leads to a fully open superconducting gap. Our model accounts well for the penetration depth and specific heat data, while reconciling the nodeless and sign-changing nature of the gap function.

Author contributions: H.Y. designed research; G.P., M.S., J.Z., L.J., Z.W., E.M.N., Y.C., W.J., Y.Z., W.X., H.S.J., H.L., P.G., and H.Y. performed research; G.P., M.S., J.Z., L.J., E.M.N., F.S., Q.S., and H.Y. analyzed data; and G.P., M.S., L.J., E.M.N., F.S., Q.S., and H.Y. wrote the paper.

The authors declare no conflict of interest.

This article is a PNAS Direct Submission.

This open access article is distributed under Creative Commons Attribution-NonCommercial-NoDerivatives License 4.0 (CC BY-NC-ND).

¹To whom correspondence may be addressed. Email: hqyuan@zju.edu.cn or phyman21@gmail.com.

This article contains supporting information online at www.pnas.org/lookup/suppl/doi:10.1073/pnas.1720291115/-DCSupplemental.

Published online May 8, 2018.

the c axis (23). The aforementioned discrepancies between the pairing symmetries deduced from different measurements show that the superconducting order parameter of CeCu_2Si_2 is poorly understood. A particular puzzle is how to reconcile the fully gapped behavior with the previous evidence for a sign-changing order parameter and nodal superconductivity. Here we probe the superconducting gap symmetry by measuring the temperature dependence of the London penetration depth and propose a scenario of a fully gapped $d + d$ band-mixing pairing state, which reconciles all of the seemingly contradictory results.

Results

Resistivity and Specific Heat. The samples were characterized using resistivity and specific heat measurements, as shown for the S -type sample in Fig. 1A. The residual resistivity of the S -type sample in the normal state just above T_c is $\rho_0 \approx 40 \mu\Omega\text{-cm}$, and a superconducting transition is observed, onseting around 0.65 K and reaching zero resistivity at about 0.6 K. The transition width of ≈ 0.05 K is in line with recent reports (19). The specific heat also shows a superconducting transition with $T_c \approx 0.64$ K, similar to previous results (8). The A/S -type sample (Fig. 1B) displays a superconducting transition, onseting around 0.62 K, with a lower residual resistivity of $\rho_0 \approx 12 \mu\Omega\text{-cm}$. The specific heat shows both an AFM transition at $T_N \approx 0.7$ K and a superconducting transition at $T_c \approx 0.53$ K.

Temperature Dependence of the Penetration Depth. Measurements of the change of the London penetration depth $\Delta\lambda(T) = \lambda(T) - \lambda(0)$ for the S -type sample are displayed in Fig. 2A. As shown in the *Inset*, a sharp superconducting transition is clearly observed, with an onset at around 0.62 K. To probe the superconducting gap structure, we analyzed the behavior of $\Delta\lambda(T)$ at low temperatures, and the results are shown in the main panel. The data were fitted with the exponential temperature dependence for a fully open gap, $\Delta\lambda(T) = AT^{-\frac{1}{2}}e^{-\Delta(0)/k_B T} + B$, where $\Delta(0)$ is the gap magnitude at zero temperature and the constant B allows for some variation in the extrapolated zero temperature value. The fitting was performed up to 0.12 K ($\approx T_c/5$), and as shown by the solid line in Fig. 2A, the model can account for the data with a gap of $\Delta(0) = 0.48k_B T_c$. A similar gap value of $\Delta(0) = 0.58k_B T_c$ is obtained from a corresponding fit for the A/S -type sample, as displayed in the main panel of Fig. 2B. The small gap values in both cases means that $\Delta\lambda(T)$ only saturates at very low temperatures. The results indicate similar superconducting properties of the S - and A/S -type samples and are consistent with the fully gapped superconductivity reported for an S -type single crystal in ref. 8.

The penetration depth of the S - and A/S -type samples could also be described by a power law dependence $\sim T^n$ (SI

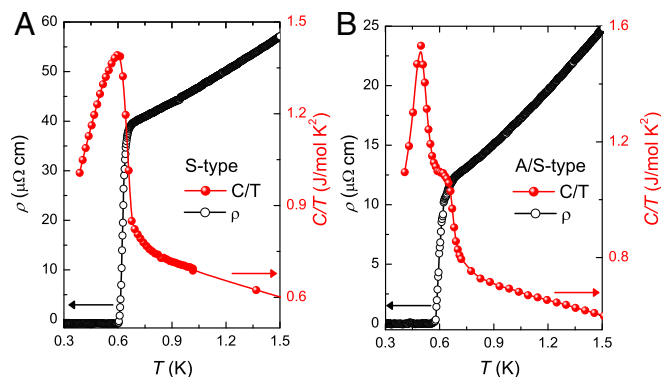


Fig. 1. Specific heat as $C(T)/T$ and resistivity $\rho(T)$ of (A) S -type and (B) A/S -type CeCu_2Si_2 .

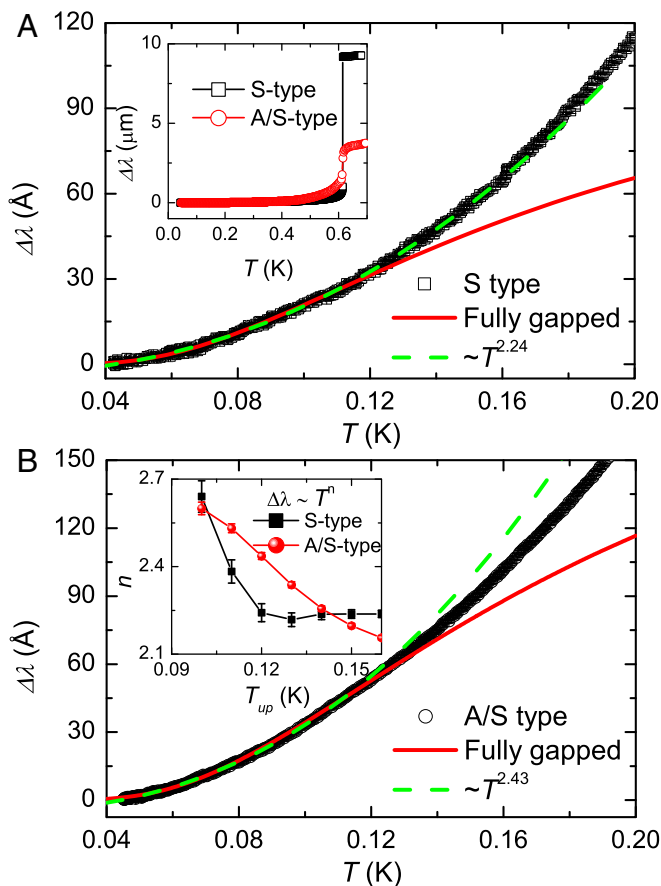


Fig. 2. The change in London penetration depth $\Delta\lambda(T)$ at low temperature for an (A) S -type and (B) A/S -type sample of CeCu_2Si_2 . The solid lines show fits to a fully gapped model described in the text, while the dashed lines show fits to a power law temperature dependence of $\Delta\lambda(T) \sim T^n$. The data across the whole temperature range of the superconducting states are displayed in the *Inset* of A. The *Inset* of B shows n when the data are fitted with $\Delta\lambda(T) \sim T^n$ up to a temperature T_{up} .

Appendix), with $n = 2.24$ and 2.43 , respectively, when fitting from the base temperature to 0.12 K. For line nodes in the superconducting gap in the presence of impurity scattering, $\Delta\lambda(T)$ may show quadratic behavior at low temperatures, which crosses over to linear behavior at an elevated temperature (24). To check how the exponent n evolves with temperature, we also fitted with the power law expression from the base temperature up to a range of temperatures T_{up} , and the dependence of n on T_{up} is shown in Fig. 2B, *Inset*. It can clearly be seen that for both samples, n increases with decreasing T_{up} , with $n > 2$. This indicates that the true low-temperature behavior is not a $\sim T^2$ dependence, as expected for a dirty nodal superconductor, but n increases as expected for superconductivity exhibiting a full gap. Therefore, both the specific heat and $\Delta\lambda(T)$ data are consistent with fully gapped superconductivity at very low temperatures.

Analysis of the Superfluid Density. The superfluid density was calculated using $\rho_s(T) = [\lambda(0)/\lambda(T)]^2$ and is displayed for both S - and A/S -type samples in Fig. 3, where $\lambda(0) = 2000 \text{ \AA}$ (25). The superfluid density was fitted following the method of ref. 26, for a gap $\Delta_k(T)$ integrated over a cylindrical Fermi surface. The superfluid density data were fitted with an isotropic s -wave model with a gap $\Delta(T) = \Delta(0) \tanh \left[1.82 \left(1.018 \left(\frac{T_c}{T} - 1 \right) \right)^{0.51} \right]$ (27) as well as a d -wave model with line nodes ($\Delta_k(T, \phi) = \Delta(T) \cos 2\phi$, ϕ = azimuthal angle). As shown in Fig. 3A, a

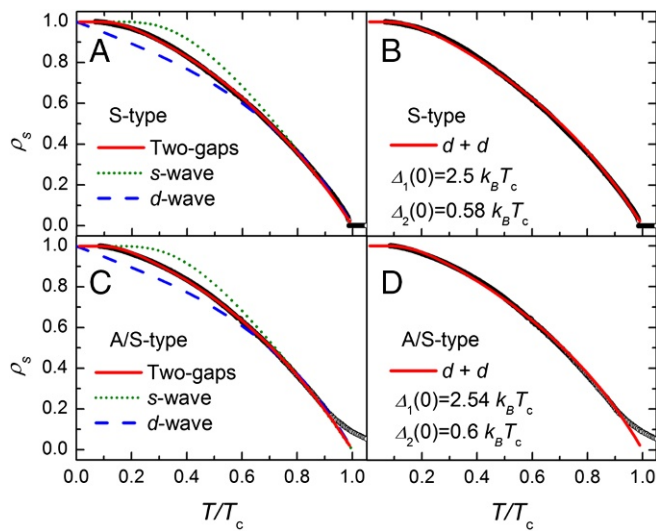


Fig. 3. Superfluid density of CeCu_2Si_2 fitted with various models. Fits for the S-type sample are shown for (A) two fully open gaps, as well as s -, and d -wave models denoted by solid, dotted, and dashed lines, respectively, and (B) a $d+d$ band-mixing pairing model. Fits for the A/S-type sample are shown for (C) two fully open gaps, as well as s -, and d -wave models denoted by solid, dotted, and dashed lines, respectively, and (D) a $d+d$ band-mixing pairing model.

single-band isotropic s -wave gap cannot account for the data of the S-type sample, in contrast to the low-temperature $\Delta\lambda(T)$ data discussed above (Fig. 2A). The single-band d -wave model shows reasonable agreement above $0.5 T_c$, but the agreement is poor at low temperatures, since for this model $\rho_s(T)$ is linear but the data are not. The agreement with the d -wave model at higher temperatures is consistent with the previously reported evidence for d -wave superconductivity. The data were also fitted using a two-gap s -wave model (27), and this gives reasonable agreement. The fitted gap values are $\Delta_1(0) = 1.96 k_B T_c$ and $\Delta_2(0) = 0.75 k_B T_c$, with a fraction for the larger gap of $x_1 = 0.74$. Both gap values are slightly larger than the ones obtained for the two-gap model in ref. 8. Similarly, neither the s - nor d -wave single-band models could describe the superfluid density of the A/S-type sample at low temperatures (Fig. 3C), but the data could be fitted using a two-gap model with $\Delta_1(0) = 2.0 k_B T_c$, $\Delta_2(0) = 0.75 k_B T_c$, and $x_1 = 0.74$.

On the other hand, it is difficult to reconcile an s -wave model with the evidence for a sign-changing gap function, as concluded from the INS response, where a sharp spin resonance forms at the edge of a spin gap well inside the superconducting gap (14). Moreover, the incommensurate ordering wave vector of the nearby SDW (\mathbf{Q}_{AF}) is identical to the nesting wave vector spanning the flat parallel parts of the warped cylinders (28). This shows that there is a sign change of the pair wave function inside the dominating heavy-fermion band, which is incompatible with a nodeless s_{\pm} pairing state (21). On the other hand, if there is no sign change of the gap function across the Fermi surface, $\Delta_{\mathbf{k}}\Delta_{\mathbf{k}+\mathbf{q}} = |\Delta_{\mathbf{k}}||\Delta_{\mathbf{k}+\mathbf{q}}|$, the coherence factor in the spin susceptibility $\chi''(\mathbf{q}, \omega)$ is vanishingly small (29, 30). Consequently, in this case, the spin spectrum will not have a sharp peak, although there may be a broad enhancement of the spectral weight above 2Δ (31). However, when there is a change of sign of the gap function between regions of the Fermi surface connected by $\mathbf{q} = \mathbf{Q}_{\text{AF}}$, there is an enhanced coherence factor since $\Delta_{\mathbf{k}}\Delta_{\mathbf{k}+\mathbf{q}} = -|\Delta_{\mathbf{k}}||\Delta_{\mathbf{k}+\mathbf{q}}|$. This gives rise to a sharp peak in $\chi''(\mathbf{q}, \omega)$ below 2Δ , leading to the conclusion that there must be a sign-changing order parameter in CeCu_2Si_2 (16, 17). By a similar argument, the lack of a coherence peak in NQR measurements

also strongly disfavors superconductivity without a sign reversal (15, 18, 32). Furthermore, given the strong Coulomb repulsion in Ce-based heavy fermion superconductors, the order parameter must be anisotropic with a sign change, without running into the issue of a large μ^* (33). In other words, the f -electrons have a Coulomb repulsion that is much larger than their effective Fermi energy, and they must avoid each other, thereby excluding any sign-preserving pairing function. In such strongly correlated superconductors, even anisotropic and sign-changing pairing states can be robust against disorder (33). Indeed, potential scattering [due to a site exchange between Cu and Si of less than 1% within the homogeneity range (34)], which enhances the residual resistivity by a factor of ≈ 4 , apparently has an almost negligible influence on T_c (cf., the resistivity results on the S and A/S samples in Fig. 1). Also, recent experiments on electron-irradiated samples revealed only a minor change of T_c (9). At the same time, just like in the cuprates, the effect of substitutional disorder on T_c is known to be site- and size-dependent (35). For CeCu_2Si_2 , the superconducting T_c was found to be extremely sensitive to nonmagnetic substitutions on the Cu site: For example, Rh, Pd, and Mn substitution for Cu at a level of $\approx 1\%$ fully suppresses superconductivity (35), which is impossible to account for in the scenario of an s -wave state without a sign change of the order parameter. Further studies are needed to develop a detailed understanding of all these observations.

In the present work, we consider a pairing function that, by analogy with an $s\tau_3$ pairing state (36), has an effective gap as a result of intraband pairing with $d_{x^2-y^2}$ symmetry and interband pairing with d_{xy} symmetry; our pairing function preserves both the fully gapped nature and order parameter sign change along \mathbf{Q}_{AF} on a single nested Fermi surface. The $s\tau_3$ pairing state was introduced in the context of the iron-based superconductors (SI Appendix) (36), as part of the studies about orbital-selective superconducting pairing (37–40). There, the pairing function has the form $\Delta \sim s_{x^2-y^2}(\mathbf{k}) \times \tau_3$ (“ $s\tau_3$ ”), as a product of an s -wave form factor and a Pauli matrix in the d_{xz}, d_{yz} orbital subspace. For that case, the interorbital mixing in the dispersion part of the Hamiltonian ensures that in the band basis the pairing is equivalent to a superposition of intra- and interband components with $d_{x^2-y^2}(\mathbf{k})$ and $d_{xy}(\mathbf{k})$ form factors, respectively. The resulting quasiparticle spectrum acquires a nonvanishing $|\Delta(\mathbf{k})|^2$ contribution, as the two components are added in quadrature, ensuring a full gap on the whole Fermi surface with a sign change of the intraband component of the gap function. It is also shown how this pairing channel can be stabilized within a self-consistent five-orbital model, with a full gap and a resonance in the spin-excitation spectrum. Similar to the case considered in ref. 36, \mathbf{Q}_{AF} of CeCu_2Si_2 will connect two parts of the Fermi surface with a sign change in the intraband component of the gap function (see Fig. 4), thereby generating an enhanced spin spectral weight just above a threshold energy $E_0 = 3.9 k_B T_c$ (14), inside the superconducting gap $2\Delta_1 \approx 5 k_B T_c$ (see below and ref. 15).

In the following, we apply a simplified model for the gap structure to CeCu_2Si_2 , given by summing contributions from the two d -wave states in quadrature, with $\Delta(T, \phi) = [(\Delta_1(0) \cos(2\phi))^2 + (\Delta_2(0) \sin(2\phi))^2]^{\frac{1}{2}} \delta(T)$, where $\delta(T)$ is the gap temperature dependence from Bardeen–Cooper–Schrieffer theory (1), which we used previously. In general, a $d+d$ band-mixing pairing can introduce corrections to the gap given above, due to the nondegeneracy of the bands throughout the Brillouin zone, which would then lead to an extra parameter, the band splitting. In the following, we will show that the data can be well fit by the simple function without this extra parameter. Although the d_{xy} and $d_{x^2-y^2}$ states each have two line nodes, the nodes of the two states are offset by $\pi/4$ in the $k_x - k_y$ plane, and as a result, the gap function is nodeless everywhere on a

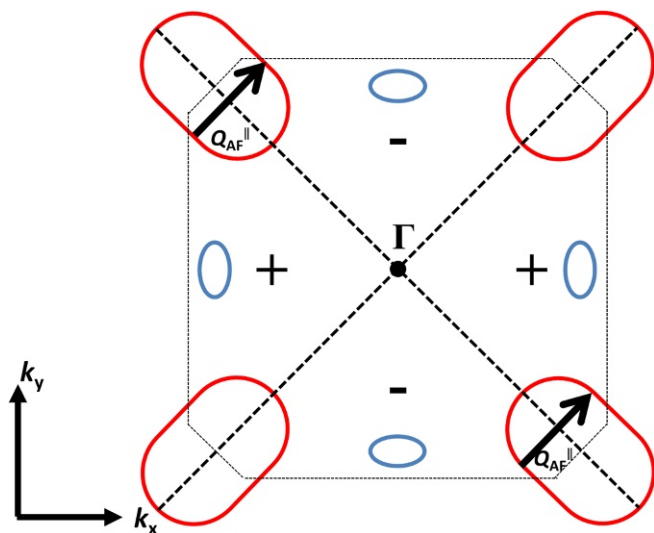


Fig. 4. An illustration of the warped parts of the cylindrical Fermi surfaces (red) in CeCu_2Si_2 at particular values of k_z , corresponding to the nesting portions of the 3D Fermi surface, as well as additional smaller pockets (blue) projected onto the $k_x - k_y$ wavevector plane (23). The component \mathbf{Q}_{AF} of the antiferromagnetic wavevector \mathbf{Q}_{AF} projected into the same wavevector plane connects the parts of the heavy Fermi surface with a sign change in the intraband pairing component. The corresponding Fermi surface and nesting wavevector $\tau = \mathbf{Q}_{\text{AF}}$ in the 3D space are those displayed in figure 3b of ref. 28.

cylindrical Fermi surface. It should also be noted that for this model the same $\rho_s(T)$ is calculated upon exchanging $\Delta_1(0)$ and $\Delta_2(0)$. The superfluid density of the S -type sample was fitted using this model, and the results are shown in Fig. 3B. It can be seen that such a model can also fit the data well, with gap parameters of $\Delta_1(0) = 2.5k_B T_c$ and $\Delta_2(0) = 0.58k_B T_c$. In Fig. 3D, $\rho_s(T)$ for the A/S -type sample is equally well fitted, with similar parameters of $\Delta_1(0) = 2.54k_B T_c$ and $\Delta_2(0) = 0.6k_B T_c$. The values of the larger gap agree almost perfectly with the gap value obtained from Cu-NQR measurements at higher temperatures (15). Furthermore, this model only uses two fitting parameters, while the two-band s -wave model of ref. 8 needs three.

Analysis of the Temperature Dependence of the Specific Heat. We also reanalyzed the specific heat data digitized from ref. 8 using the $d + d$ band-mixing pairing model. As shown in Fig. 5, the data can also be well described using this model, with fitted parameters $\Delta_1(0) = 2.08 k_B T_c$ and $\Delta_2(0) = 0.55 k_B T_c$. The value of the small gap is similar to that obtained from the superfluid density fit, while the large gap is smaller in comparison. It should be noted that the calculated superfluid density requires an estimation of $G/\lambda(0)$, where G is a calibration constant for the tunnel diode oscillator (TDO) method, and the small differences in the gap values from the fits may arise due to uncertainties in this value.

Discussion and Summary

Both the superfluid density and specific heat results are highly consistent with a model of the $d + d$ band-mixing pairing state, which most importantly also explains the sign change of the superconducting order parameter. Although the fully gapped nature of the pairing state means that the density of states $N(E)$ is zero at low energies, $N(E)$ is nearly linear above the small gap, much like for pairing states with line nodes. This is also consistent with the literature results showing d -wave superconductivity (15, 18), which were not obtained at low enough temperatures to observe clear evidence for fully gapped behavior. The lack of

a coherence peak below T_c in the Cu-NQR $1/T_1(T)$ measurements (15, 18, 32) can also not be accounted for by a two-gap s -wave model but is readily taken into account by the anisotropic $d + d$ state, which changes sign along \mathbf{Q}_{AF} across the Fermi surface. We note that the effective gap corresponding to a $d + d$ band-mixing pairing is formally identical to one obtained from a $d + id$ pairing and the good fits to $\rho_s(T)$ and the specific heat are also consistent with this pairing. In the $d + id$ state, time-reversal symmetry would be broken and although no clear experimental indication of a time-reversal symmetry-breaking superconducting state was found from μSR measurements of A/S -type samples (41), this requires further study. By contrast, a $d + d$ band-mixing pairing is invariant under time reversal, while generating the expected sign change.

From a theoretical perspective, unconventional superconductors in the presence of strong correlations are generally expected to be robust against disorder (33). This has been demonstrated in models for strongly correlated superconductivity driven by short-range spin-exchange interactions (42, 43). The $s\tau_3$ pairing state (36) arises in a similar fashion and is also expected to be robust against disorder. Because the $4f$ electrons in heavy fermion systems undoubtedly have strong correlations, the $d + d$ band-mixing pairing state proposed for CeCu_2Si_2 should be similarly robust to disorder, except for atomic substitutions (35, 44).

In conclusion, we have studied the change of penetration depth $\Delta\lambda(T)$ and normalized superfluid density $\rho_s(T)$ of the heavy fermion superconductor CeCu_2Si_2 (both A/S - and S -type samples). The behavior of $\Delta\lambda(T)$ at very low temperatures agrees with fully gapped superconductivity, as concluded from specific heat measurements (8). We demonstrate that a nodeless $d + d$ band-mixing pairing state can account for the temperature dependence of both the superfluid density and specific heat. This state has the necessary sign change of the superconducting order parameter along \mathbf{Q}_{AF} on the heavy Fermi surface deduced from INS (14) and is consistent with the lack of a coherence peak in $1/T_1(T)$. The model also explains the consistency of d -wave superconductivity at higher temperatures, previously reported from $1/T_1(T)$ measurements (15, 18, 32). We therefore propose this $d + d$ band-mixing pairing state to be the superconducting order parameter of CeCu_2Si_2 . Given that this is also a strong candidate pairing state for FeSe-based superconductors (36), such a pairing model may well be applicable to a wider range of fully gapped unconventional superconductors, including the case of a single CuO_2 layer (45).

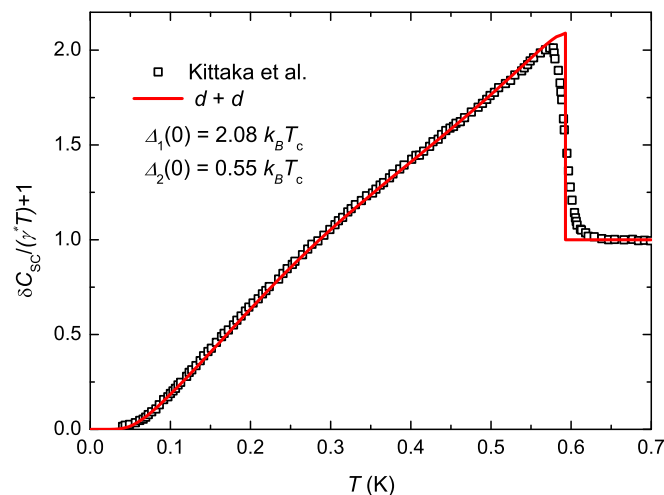


Fig. 5. Specific heat of S -type CeCu_2Si_2 digitized from ref. 8. The solid line shows a fit to the $d + d$ band-mixing pairing model.

Materials and Methods

CeCu₂Si₂ single crystals were synthesized by a modified Bridgman technique using a self-flux method (46). The temperature dependence of the London penetration depth shift $\Delta\lambda(T) = G\Delta f(T)$ was measured down to about 40 mK using a TDO-based technique (47), where $\Delta f(T) = f(T) - f(0)$, $f(T)$ is the resonant frequency of the TDO coil, and G is a calibration constant (48).

ACKNOWLEDGMENTS. We thank R. Yu, S. Kirchner, G. Zwirnagl, P. Coleman, D. J. Scalapino, O. Stockert, S. Kittaka, and M. B. Salamon for valuable discussions. The work at Zhejiang University has been supported

1. Bardeen J, Cooper LN, Schrieffer JR (1957) Theory of superconductivity. *Phys Rev* 108:1157–1204.
2. Anderson PW (2007) Is there glue in cuprate superconductors? *Science* 316:1705–1707.
3. Scalapino DJ (2012) A common thread: The pairing interaction for unconventional superconductors. *Rev Mod Phys* 84:1383–1417.
4. Kotliar G, Liu J (1988) Superexchange mechanism and wave superconductivity. *Phys Rev B* 38:5142–5145(R).
5. Sigrist M, Ueda K (2001) Phenomenological theory of unconventional superconductivity. *Rev Mod Phys* 63:239–311.
6. Movshovich R, et al. (2001) Unconventional superconductivity in CeIrIn₅ and CeCoIn₅: Specific heat and thermal conductivity studies. *Phys Rev Lett* 86:5152–5155.
7. Wang F, Lee D-H (2011) The electron-pairing mechanism of iron-based superconductors. *Science* 332:200–204.
8. Kittaka S, et al. (2014) Multiband superconductivity with unexpected deficiency of nodal quasiparticles in CeCu₂Si₂. *Phys Rev Lett* 112:067002.
9. Yamashita T, et al. (2017) Fully gapped superconductivity with no sign change in the prototypical heavy-fermion CeCu₂Si₂. *Sci Adv* 3:e1601667.
10. Takenaka T, et al. (2017) Full-gap superconductivity robust against disorder in heavy-fermion CeCu₂Si₂. *Phys Rev Lett* 119:077001.
11. Steglich F, et al. (1979) Superconductivity in the presence of strong Pauli paramagnetism: CeCu₂Si₂. *Phys Rev Lett* 43:1892–1896.
12. Steglich F, et al. (1996) New observations concerning magnetism and superconductivity in heavy-fermion metals. *Phys B Condensed Matter* 223:1–8.
13. Yuan HQ, et al. (2003) Observation of two distinct superconducting phases in CeCu₂Si₂. *Science* 302:2104–2107.
14. Stockert O, et al. (2011) Magnetically driven superconductivity in CeCu₂Si₂. *Nat Phys* 7:119–124.
15. Fujiwara K, et al. (2008) High pressure NQR measurement in CeCu₂Si₂ up to sudden disappearance of superconductivity. *J Phys Soc Jpn* 77:123711.
16. Eremin I, Zwignagl G, Thalmeier P, Fulde P (2008) Feedback spin resonance in superconducting CeCu₂Si₂ and CeCoIn₅. *Phys Rev Lett* 101:187001.
17. Bernhoeft N (2000) Superconductor order parameter symmetry in UPd₂Al₃. *Eur Phys J B* 13:685–694.
18. Ishida K, et al. (1999) Evolution from magnetism to unconventional superconductivity in a series of Ce_xCu₂Si₂ compounds probed by Cu NQR. *Phys Rev Lett* 82:5353–5356.
19. Vieyra HA, et al. (2011) Determination of gap symmetry from angle-dependent H_{c2} measurements on CeCu₂Si₂. *Phys Rev Lett* 106:207001.
20. Tsutsumi Y, Machida K, Ichioka M (2015) Hidden crossover phenomena in strongly Pauli-limited multiband superconductors: Application to CeCu₂Si₂. *Phys Rev B* 92:020502(R).
21. Ikeda H, Suzuki M, Arita R (2015) Emergent loop-nodal s±-wave superconductivity in CeCu₂Si₂: Similarities to the iron-based superconductors. *Phys Rev Lett* 114:147003.
22. Enayat M, et al. (2016) Superconducting gap and vortex lattice of the heavy fermion compound CeCu₂Si₂. *Phys Rev B* 93:045123.
23. Zwignagl G, Pulst U (1993) CeCu₂Si₂: Renormalized band structure, quasiparticles and co-operative phenomena. *Physica B* 895:186–188.
24. Hirschfeld PJ, Goldenfeld N (1993) Effect of strong scattering on the low-temperature penetration depth of a d-wave superconductor. *Phys Rev B* 48:4219–4222.
25. Rauchschwalbe U, et al. (1982) Critical fields of the “heavy-fermion” superconductor CeCu₂Si₂. *Phys Rev Lett* 49:1448–1451.
26. Prozorov R, Giannetta RW (2006) Magnetic penetration depth in unconventional superconductors. *Supercond Sci Technol* 19:R41–R67.
27. Carrington A, Manzano F (2003) Magnetic penetration depth of MgB₂. *Physica C* 385:205–214.
28. Stockert O, et al. (2004) Nature of the A phase in CeCu₂Si₂. *Phys Rev Lett* 92:136401.
29. Fong HF, et al. (1995) Phonon and magnetic neutron scattering at 41 meV in YBa₂Cu₃O₇. *Phys Rev Lett* 75:316–319.
30. Eschrig M (2006) The effect of collective spin-1 excitations on electronic spectra in high-T_c superconductors. *Adv Phys* 55:47–183.
31. Onari S, Kontani H, Sato M (2010) Structure of neutron-scattering peaks in both s₊₊-wave and s±-wave states of an iron pnictide superconductor. *Phys Rev B* 81:060504(R).
32. Kitagawa S, et al. (2017) Magnetic and superconducting properties of an S-type single-crystal CeCu₂Si₂ probed by ⁶³Cu nuclear magnetic resonance and nuclear quadrupole resonance. *Phys Rev B* 96:134506.
33. Anderson PW (1997) *The Theory of Superconductivity in the High T_c Cuprate Superconductors* (Princeton Univ Press, Princeton).
34. Steglich F, et al. (2001) *More Is Different—Fifty Years of Condensed Matter Physics*, eds Phuan Ong N, Bhatt P (Princeton Univ Press, Princeton), p 191.
35. Spille H, Rauchschwalbe U, Steglich F (1983) Superconductivity in CeCu₂Si₂: Dependence of T_c on alloying and stoichiometry. *Helv Phys Acta* 56:165–177.
36. Nica EM, Yu R, Si Q (2017) Orbital selective pairing and superconductivity in iron selenides. *npj Quan Mater* 2:24.
37. Goswami P, Nikolic P, Si Q (2010) Superconductivity in multi-orbital t – J₁ – J₂ model and its implications for iron pnictides. *Europhys Lett* 91:37006.
38. Yu R, Zhu JX, Si Q (2014) Orbital-selective superconductivity, gap anisotropy and spin resonance excitations in a multiorbital t-J₁-J₂ model for iron pnictides. *Phys Rev B* 89:024509.
39. Ong TT, Coleman P (2013) Tetrahedral and orbital pairing: A fully gapped pairing scenario for the iron-based superconductors. *Phys Rev Lett* 111:217003.
40. Ong T, Coleman P, Schmalian J (2016) Entangled orbital triplets: Hidden d-wave Cooper pairs of s pairing. *Proc Natl Acad Sci USA* 113:5486–5491.
41. Feyerherm R, et al. (1997) Competition between magnetism and superconductivity in CeCu₂Si₂. *Phys Rev B* 56:699–710.
42. Chakraborty D, Kaushal N, Ghosal A (2017) Pairing theory for strongly correlated d-wave superconductors. *Phys Rev B* 96:134518.
43. Garg A, Randeria M, Trivedi N (2008) Strong correlations make high-temperature superconductors robust against disorder. *Nat Phys* 4:762–765.
44. Alloul H, Bobroff J, Gabay M, Hirschfeld PJ (2009) Defects in correlated metals and superconductors. *Rev Mod Phys* 81:45–108.
45. Zhong Y, et al. (2016) Nodeless pairing in superconducting copper-oxide monolayer films on Bi₂Sr₂CaCu₂O_{8+δ}. *Sci Bull* 61:1239–1247.
46. Seiro S, Deppe M, Jeevan H, Burkhardt U, Geibel C (2010) Flux crystal growth of CeCu₂Si₂: Revealing the effect of composition. *Physica Status Solidi (b)* 247:614–616.
47. Van Degrieff CT (1975) Tunnel diode oscillator for 0.001 ppm measurements at low temperatures. *Rev Sci Instrum* 46:599–607.
48. Prozorov R, Giannetta RW, Carrington A, Araujo-Moreira FM (2000) Meissner-London state in superconductors of rectangular cross section in a perpendicular magnetic field. *Phys Rev B* 62:115–118.

by National Key R&D Program of China Grants 2017YFA0303100 and 2016YFA0300202; National Natural Science Foundation of China Grants U1632275, 1147425, and 11604291; and the Science Challenge Project of China Project TZ2016004. The work at Rice University has been supported by NSF Grant DMR-1611392; Robert A. Welch Foundation Grant C-1411; a QuantEmX grant from the Institute for Complex Adaptive Matter (ICAM) and Gordon and Betty Moore Foundation Grant GBMF5305 (to Q.S.); and the Center for Integrated Nanotechnologies, a US DOE Basic Energy Sciences (BES) user facility. The work is also supported by the Sino-German Cooperation Group on Emergent Correlated Materials (GZ1123). Q.S. acknowledges the hospitality of the Aspen Center for Physics (NSF Grant PHY-1607611) and the University of California, Berkeley.