




Colossal Brownian yet non-Gaussian diffusion induced by nonequilibrium noiseK. Białaś ¹, J. Łuczka ¹, P. Hänggi ², and J. Spiechowicz^{1,*}¹*Institute of Physics, University of Silesia, 41-500 Chorzów, Poland*²*Institute of Physics, University of Augsburg, D-86135 Augsburg, Germany*

(Received 31 May 2020; accepted 24 September 2020; published 16 October 2020)

We report on Brownian, yet non-Gaussian diffusion, in which the mean square displacement of the particle grows linearly with time, and the probability density for the particle spreading is Gaussian like, but the probability density for its position increments possesses an exponentially decaying tail. In contrast to recent works in this area, this behavior is not a consequence of either a space- or time-dependent diffusivity, but is induced by external nonthermal noise acting on the particle dwelling in a periodic potential. The existence of the exponential tail in the increment statistics leads to colossal enhancement of diffusion, drastically surpassing the previously researched situation known as “giant” diffusion. This colossal diffusion enhancement crucially impacts a broad spectrum of the first arrival problems, such as diffusion limited reactions governing transport in living cells.

DOI: [10.1103/PhysRevE.102.042121](https://doi.org/10.1103/PhysRevE.102.042121)**I. INTRODUCTION**

Brownian diffusion is in the limelight of present activities and enjoys seemingly never-ending interest [1–10] across a broad spectrum of scientific disciplines, extending even into socioeconomics where diffusion of ideas and innovations has been considered recently [11,12]. It presents an archetype stochastic process which is characterized by two fundamental features. The first is its proportionality of the mean square displacement $\sigma_x^2(t)$ to elapsed time, namely,

$$\sigma_x^2(t) = 2Dt, \quad (1)$$

where D is the diffusion coefficient. The second is rooted in the Gaussian shape of the probability density function (PDF) to observe the entity at position x at time t , i.e.,

$$p(x, t) = \frac{1}{\sqrt{4\pi Dt}} \exp\left(-\frac{x^2}{4Dt}\right). \quad (2)$$

The universal emergence of the Gaussian statistics is attributed to the central limit theorem, which constitutes a cornerstone result for statistical physics [13].

Recently, a new class of diffusion processes has been reported in a growing number of systems, which typically are of biological origin, such as soft and active matter setups [14,15]. In the latter dynamics, the mean square displacement $\sigma_x^2(t)$ exhibits the linear growth in time, but the corresponding PDF is distinctly non-Gaussian and, in some cases, attains an exponential decay. Such an exponential behavior is generally valid for transport in random media [16–18], as, e.g., for glassy systems [19] or the intracellular environment [20]. This Brownian, yet non-Gaussian diffusion has been explained so far by the classical idea of superstatistics [21,22] and by other approaches assuming a diffusing diffusivity [23–25].

In this work, we demonstrate another class of Brownian dynamics, i.e., non-Gaussian diffusion in which the mean square displacement $\sigma_x^2(t)$ is still a linear function of elapsed time and the PDF $P(x, t)$ to observe the entity at position x at time t is very close to Gaussian, but the corresponding PDF $p(\Delta x)$ for the increments of the process is distinctly non-Gaussian, exhibiting a nonconventional exponential tail. The latter fact is in clear contrast to the usual Brownian diffusion for which the increments are distributed as well according to a Gaussian PDF. Particularly, such non-Gaussian behavior is induced here by a stochastic, impulselike external forcing on the system. This is different from previous approaches where anomalous features were a consequence of either space- or time-dependent diffusion coefficients, reflecting the characteristic features of the particle environment [25]. Last but not least, the existence of the exponential tail in the statistics of increments leads to truly colossal enhancement of diffusion.

For this purpose, we consider a variant of an archetypal model for a nonequilibrium system, namely, an overdamped dynamics of a Brownian particle diffusing in a periodic potential, $U(x) = \sin x$, under the action of a static tilting force f [26]. It came as a surprise for the community that the diffusion coefficient for such a system at a critical deterministic bias, $f \sim f_c$, near threshold towards running deterministic solutions, pronouncedly exceeds the free diffusion value, thus leading to the phenomenon known as giant diffusion [27–32]. This type of giant diffusion is theoretically well understood [32] and corroborated experimentally [33–35]. We analyze the variant of the above system by replacing the static force f with a biased nonequilibrium noise $\eta(t)$ which pumps energy to the system in a random way. Such a case is of paramount interest in the understanding of transport properties of not only physical but also biological systems, e.g., living cells [36], where for a strongly fluctuating environment there is no systematic deterministic load, but rather random collisions or releases of chemical energy, which are modeled here in the

*jakub.spiechowicz@us.edu.pl

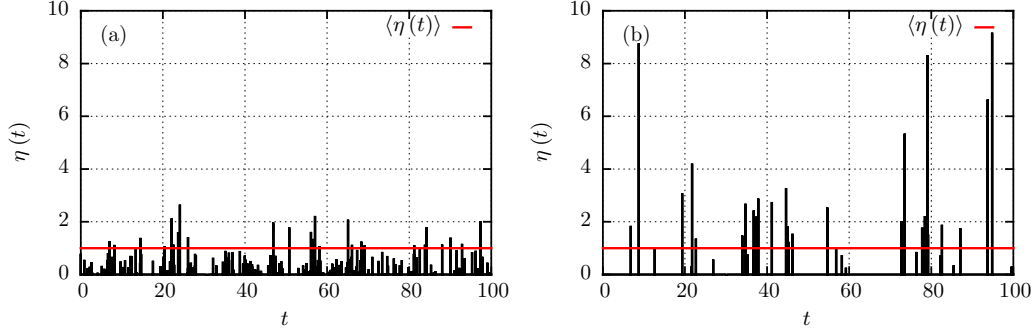


FIG. 1. Exemplary realizations of Poisson noise for different mean spiking rate λ as well as intensity D_P for the fixed average value $\langle \eta(t) \rangle = 1$, as indicated by the red solid line. (a) $\lambda = 2$, $D_P = 0.5$; (b) $\lambda = 0.5$, $D_P = 2$.

form of kicks and impulses. In order to be able to make a comparison with the deterministic bias f , we set the mean value of the noise force $\eta(t)$ equal to f , namely, $\langle \eta(t) \rangle = f$. As we will show below, the nonequilibrium noise $\eta(t)$ may drive the particle in such a way that the diffusion coefficient grows arbitrarily large above the studied giant diffusion case with a deterministic bias force f . This biased noise is shown to be at the source for the non-Gaussianity of the PDF for the increments of particle positions.

II. MODEL

Let us start with the overdamped Langevin dynamics for position of the Brownian particle, which in dimensionless variables reads

$$\dot{x} = -U'(x) + \sqrt{2D_T} \xi(t) + \eta(t). \quad (3)$$

We refer the readers to the Appendix, wherein we detail the scaling procedure. The dot and prime denote differentiation with respect to time t and coordinate x of the Brownian particle, respectively. Thermal fluctuations are modeled by δ -correlated Gaussian white noise $\xi(t)$ of vanishing mean $\langle \xi(t) \rangle = 0$ and the correlation function $\langle \xi(t)\xi(s) \rangle = \delta(t-s)$. Its intensity D_T is proportional to temperature T of the ambient thermal bath, i.e., $D_T \propto T$ [see Eq. (A6) in the Appendix].

As an example of the stochastic biasing force $\eta(t)$, we propose a sequence of δ -shaped pulses with random amplitudes z_i defined in terms of biased white Poisson shot noise (PSN) [37,39,40], i.e.,

$$\eta(t) = \sum_{i=1}^{n(t)} z_i \delta(t - t_i), \quad (4)$$

where t_i are the arrival times of a Poissonian counting process $n(t)$, characterized by the parameter λ ; i.e., the PDF for the occurrence of k impulses in the time interval $[0, t]$ is given by the Poisson probabilities [13]

$$\Pr\{n(t) = k\} = \frac{(\lambda t)^k}{k!} e^{-\lambda t}. \quad (5)$$

The parameter λ can be interpreted as the mean number of δ pulses per unit time. The amplitudes $\{z_i\}$ are independent random variables distributed according to a common PDF, $\rho(z)$. The latter distribution is assumed to be of an exponential form, i.e., $\rho(z) = \zeta^{-1} \theta(z) \exp(-z/\zeta)$, where the parameter

$\zeta > 0$ and $\theta(z)$ denotes the Heaviside step function. As a consequence, all amplitudes $\{z_i\}$ are positive of mean value $\langle z_i \rangle = \zeta$ and realizations of the force are *non-negative*, i.e., $\eta(t) \geq 0$. This presents white noise of finite mean and a covariance given by [38]

$$\langle \eta(t) \rangle = \lambda \langle z_i \rangle = \sqrt{\lambda D_P}, \quad (6a)$$

$$\langle \eta(t)\eta(s) \rangle - \langle \eta(t) \rangle \langle \eta(s) \rangle = 2D_P \delta(t-s), \quad (6b)$$

where we introduced the PSN intensity, $D_P = \lambda \langle z_i^2 \rangle / 2 = \lambda \zeta^2$. We also assume that thermal fluctuations $\xi(t)$ are uncorrelated with nonequilibrium noise $\eta(t)$, i.e., $\langle \xi(t)\eta(s) \rangle = \langle \xi(t) \rangle \langle \eta(s) \rangle = 0$. The impact of PSN parameters λ and D_P on its stochastic realizations is presented in Fig. 1. There we depict two example trajectories for different mean spiking rates λ as well as noise intensities D_P for a fixed average value $\langle \eta(t) \rangle = 1$. As can be deduced from these two panels, the parameter λ may be interpreted as the frequency of the δ spikes, whereas D_P is proportional to the amplitude of the single pulse. We mention that, e.g., if, simultaneously, λ is large and D_P is small, then the particle is frequently kicked by small impulses. On the other hand, if λ is small and D_P is large, then it is rarely kicked by large spikes. It is worthwhile to note that in the limiting case $\lambda \rightarrow \infty$, $\zeta \rightarrow 0$ with $D_P = \lambda \zeta^2 = \text{const}$. PSN tends to Gaussian white noise of intensity D_P .

The Markovian stochastic dynamics given by Eq. (3) yields, for the probability density $P(x, t)$ of the process $x(t)$, the integro-differential master equation [39,40]

$$\begin{aligned} \frac{\partial}{\partial t} P(x, t) = & \frac{\partial}{\partial x} [U'(x)P(x, t)] + D_T \frac{\partial^2}{\partial x^2} P(x, t) \\ & + \lambda \int_{-\infty}^{\infty} [P(x-z, t) - P(x, t)] \rho(z) dz. \end{aligned} \quad (7)$$

The observable of foremost interest for this study is the diffusion coefficient, defined as

$$D = \lim_{t \rightarrow \infty} \frac{\sigma_x^2(t)}{2t} = \lim_{t \rightarrow \infty} \frac{\langle x^2(t) \rangle - \langle x(t) \rangle^2}{2t}, \quad (8)$$

where $\sigma_x^2(t)$ is the variance of the particle position $x(t)$ and the average value reads

$$\langle x^k(t) \rangle = \int_{-\infty}^{\infty} x^k P(x, t) dx. \quad (9)$$

The diffusion coefficient D for the overdamped dynamics obeying Eq. (3) with the deterministic constant force f has

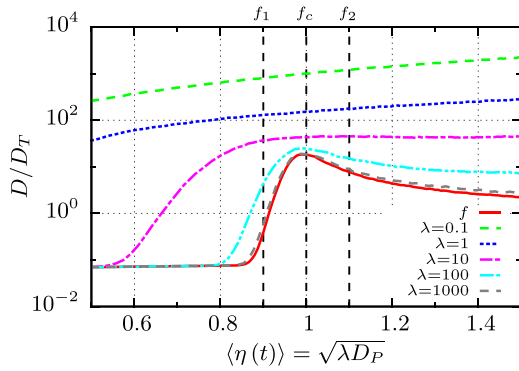


FIG. 2. The relative diffusion coefficient D/D_T , where D_T corresponds to free thermal diffusion, vs the average value $\langle \eta(t) \rangle = \sqrt{\lambda D_P} = f$ of the mean external force in the form of the biased PSN. This characteristic is depicted for different magnitudes of the spiking rate λ and fixed temperature, $D_T = 0.01$. The red solid line represents the diffusive behavior driven by the deterministic tilting force f .

been calculated in a closed analytical form in [29,32]. Those authors detected that for weak thermal noise and near the critical tilt $f_c = 1$, the diffusion may become greatly enhanced as compared to free diffusion. In such a case, the corresponding washboard potential $V(x) = U(x) - fx$ exhibits a strictly monotonic behavior and exactly one inflection point within each period. The dynamics for weak thermal fluctuations is mainly determined by two processes, namely, (i) noise induced escape from the potential minimum and (ii) relaxation towards the next minimum [26]. The relaxation time is robust with respect to thermal noise intensity, whereas the escape time exhibits an exponential sensitivity. This dichotomous microdynamics can be detected from the particle trajectories, as depicted in Fig. 5(a).

In this work, we demonstrate how the latter effect of giant enhancement of diffusion is affected when the static force f is replaced by stochastic forcing $\eta(t)$ in the form of biased PSN. In this case, the dynamics is described by the integro-differential master equation (7) and its solution $P(x, t)$ can no longer be expressed in a closed analytical form. Therefore, we investigate this problem by means of the precise numerical simulations. In this approach, the averaging is over the initial conditions $x(0)$ distributed uniformly over the spatial period $[0, 2\pi]$ of the potential $U(x)$ as well as over Gaussian $\xi(t)$ and PSN $\eta(t)$ noise realizations. For details of the latter, we refer the readers to Ref. [41].

III. RESULTS

In Fig. 2, we present the dependence of the relative diffusion coefficient D/D_T on the average $\langle \eta(t) \rangle$ of the biased PSN $\eta(t)$ for different magnitudes of the spiking rate λ . The red solid line corresponds to the diffusive behavior of the particle under the action of the corresponding static tilting force f . The reader can observe therein the known effect of diffusion enhancement, being most pronounced near the critical tilt $f = f_c = 1$, i.e., when deterministic running solutions set in. The effect of biased stochastic forcing $\eta(t)$ is dual. First, PSN much more strongly enhances the diffusion coefficient

D/D_T ; see, also, Fig. 4(a). Second, when the particle is rarely kicked by large δ pulses, i.e., for $\lambda \rightarrow 0$ and $D_P \rightarrow \infty$ with $\langle \eta(t) \rangle = \sqrt{\lambda D_P} = \text{const}$, the maximum in the relative diffusion coefficient D/D_T near the critical force $f = f_c = 1$ disappears, indicating that the particle motion is decoupled from the periodic potential. This is expected because, in this limit, the PSN force dominates a contribution of $U(x)$.

In Fig. 3, we depict the diffusion coefficient D/D_T as a function of the spiking frequency λ for selected values of $\langle \eta(t) \rangle$. The impact of different temperatures is also displayed. The solid straight lines represent the diffusion coefficient for the corresponding system with the static bias f , whereas the dashed lines depict the influence of PSN. One notices that the magnitude of the diffusion coefficient D/D_T in the case of PSN is equivalent to the corresponding one for the deterministic force f in the limiting case of large λ and small D_P , i.e., for very frequent δ kicks of tiny amplitudes [38]. On the contrary, for rarely occurring, very strong random kicks $\lambda \rightarrow 0$ and $D_P \rightarrow \infty$, the relative diffusion coefficient D/D_T is divergent. It is an instructive example: for the thermal noise intensity $D_T = 0.01$ and the system subjected to the critical tilt $f = 1$, the effective diffusion coefficient $D/D_T = 18$, meaning that it is 18 times greater than thermal diffusion D_T for the free Brownian particle. For the same $D_T = 0.01$, when the particle is driven by Poissonian noise, $\langle \eta(t) \rangle = f = \sqrt{\lambda D_P} = 1$ with $\lambda = 1$ and $D_P = 1$, i.e., the mean value of Poissonian noise amplitude $\langle z_i \rangle = \zeta = 1$ [half of the rescaled potential $U(x)$ barrier], the relative diffusion coefficient $D/D_T = 151$. This implies that it is nearly one order of magnitude greater than for the already giant diffusion observed when the particle is subjected to the corresponding constant bias. Therefore, to emphasize this fact, we term it colossal diffusion. Moreover, as D_T decreases (i.e., temperature decreases), the enhancement of diffusion D/D_T over the value observed for the static bias f starts to be detected for the progressively larger spiking rates λ , or with $f_c = 1 = \lambda \langle z_i \rangle$ correspondingly smaller amplitudes z_i of the δ kicks.

In Fig. 3, we additionally depict the average velocity $\langle v \rangle = \lim_{t \rightarrow \infty} [x(t) - x(0)]/t$ of the particle vs the mean frequency λ of the δ spikes. This transport quantifier is likewise notably enhanced when the static bias f is replaced with $\eta(t)$. The main difference is that $\langle v \rangle$ does not diverge when the spiking rate tends to zero $\lambda \rightarrow 0$, but for $\lambda < 0.1$, it saturates at the value corresponding to the free diffusion $\langle v \rangle = f/\gamma = 1$ (recall that in the dimensionless units, the friction coefficient $\gamma = 1$, and in the considered parameter regime, $f = f_c = 1$) [26]. We emphasize that colossal enhancement of the relative diffusion coefficient D/D_T , as well as the average velocity $\langle v \rangle$, caused by $\eta(t)$ is not restricted to the critical tilt regime $\langle \eta(t) \rangle = f_c \sim 1$, but occurs as well for a subcritical regime $f < f_c$ and a supercritical regime $f > f_c$; cf. Fig. 2 as well as Fig. 3. This phenomenon is particularly pronounced at low temperature regimes where, in the system driven by the static tilting force f , the crossing events of thermal noise induced escape over the potential barrier are scarce.

There are two characteristic timescales for the dynamics described by Eq. (3) that allow one to clarify the colossal enhancement of diffusion; see, also, the Appendix. The first characteristic time is $\tau_0 = \Gamma L^2 / \Delta U$ and characterizes relaxation from a maximum of the potential $U(x)$ to its

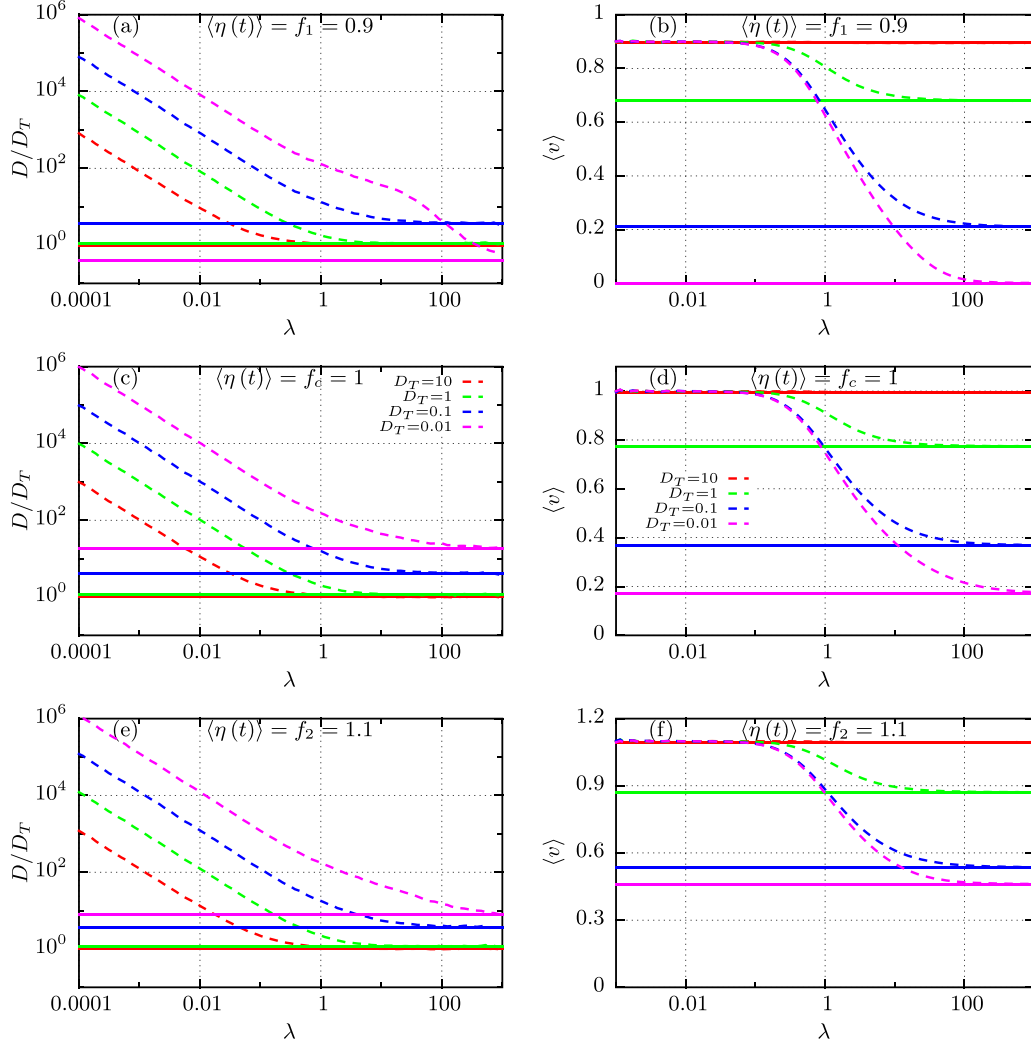


FIG. 3. Left column: The relative diffusion coefficient D/D_T . Right column: The average velocity $\langle v \rangle$ of the particle. All are presented as a function of the spiking rate λ depicted for selected temperatures of the system, $D_T \propto T$. The solid straight lines correspond to the above quantities for the system with the static force f , whereas the dashed lines indicate the influence of the PSN $\eta(t)$. (a), (b) $\langle \eta(t) \rangle = f_1 = 0.9$; (c), (d) $\langle \eta(t) \rangle = f_c = 1$; (e), (f) $\langle \eta(t) \rangle = f_2 = 1.1$; cf. Fig. 2.

minimum. The second characteristic time is $\tau_\lambda = 1/\lambda$, i.e., the inverse of the spiking rate of Poissonian noise $\eta(t)$. In the present study, τ_0 is chosen as the characteristic unit of time. Therefore, its role can be easily deduced, e.g., from Fig. 3. If $\tau_\lambda \ll \tau_0$, there is no colossal enhancement and the diffusion coefficient corresponds to giant diffusion. If $\tau_\lambda \approx \tau_0$, the diffusion is already pronouncedly enhanced over the giant diffusion situation and, for $\tau_\lambda \gg \tau_0$, one can observe colossal diffusion. Alternatively, if $\lambda\tau_0 \ll 1$, i.e., in the time interval $(0, \tau_0)$, there is a small number of δ kicks of large amplitudes and then colossal diffusion occurs.

In Fig. 4(a), we present a collection of trajectories of the system driven by PSN. We note there the time intervals of relaxation towards the potential minima as well as the long jumps of many spatial periods of the potential caused by δ spikes. The latter excursions are responsible for such impressive enhancement of diffusion. The corresponding panel for the system under action of the constant bias f is presented in Fig. 5(a). The particle dynamics depicted there is radically

different. The reader can observe two processes: thermal noise induced escape from the potential minimum and relaxation towards the next minimum rather than long excursion which is visible when PSN acts on the particle. We stress that for both scenarios, diffusion is asymptotically normal, meaning that the variance of the particle position scales linearly with time, i.e., $\sigma_x^2(t) \sim Dt$. Moreover, it is known that for the overdamped Brownian particle moving in a tilted periodic potential, the PDF of the particle coordinate x is Gaussian-like [42]. In Fig. 4(b), we present $P(x, t)$ for the system given by Eq. (3). The Gaussianity of this PDF can be quantified by the kurtosis $K(t)$, reading

$$K(t) = \frac{\langle [x(t) - \langle x(t) \rangle]^4 \rangle}{\{ \langle [x(t) - \langle x(t) \rangle]^2 \rangle \}^2} - 3, \quad (10)$$

which for the Gaussian density assumes zero, i.e., $K(t) = 0$. In the studied case, $K(t)$ calculated in the asymptotic long time limit $t = 10000$, for which the particle diffusion is already normal, yields approximately zero, i.e., $K(t) \approx 0$, and

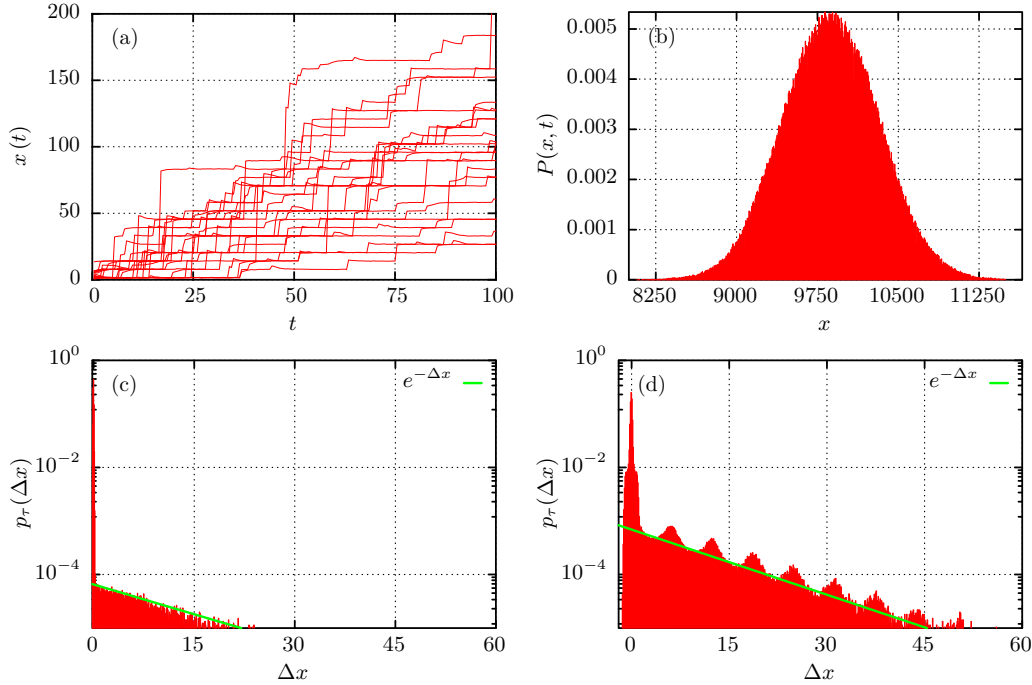


FIG. 4. Overdamped Brownian particle driven by the biased PSN $\eta(t)$. (a) An exemplary set of realizations of stochastic system trajectories. (b) The PDF $P(x, t)$ for the particle coordinate x at time t . (c), (d) The PDF $p_\tau(\Delta x)$ for the long time particle position increments $\Delta x(\tau) = \lim_{t \rightarrow \infty} [x(t + \tau) - x(t)]$ is depicted for the time difference (c) $\tau = 0.1$ and (d) $\tau = 1$. Other parameters are the thermal noise intensity $D_T = 0.01$, the spiking rate $\lambda = 0.1$, and the Poisson noise intensity $D_P = 10$ [i.e., $\langle \eta(t) \rangle = 1$]. The above PDFs were calculated for $t = 10000$ for which we checked that $\sigma_x^2(t) \sim Dt$. The exponential fits are indicated with the green lines.

thus the PDF for the particle coordinate $P(x, t)$ is very close to Gaussian statistics.

Next, we consider the PDF $p_\tau(\Delta x)$ of the particle position increments,

$$\Delta x(\tau) = \lim_{t \rightarrow \infty} [x(t + \tau) - x(t)], \quad (11)$$

where τ is the time increment. This quantity differentiates between the dynamics induced by the deterministic force f and the stochastic bias $\eta(t)$. In Figs. 4(c) and 4(d), we depict these characteristics for the particle driven by $\eta(t)$ with $\tau = 0.1$ and $\tau = 1$, respectively. In Fig. 5(b), we present it for the case of the static force f with the time difference $\tau = 1$. For this case, the PDF $p_\tau(\Delta x)$ can be well approximated by the sum of

two Gaussian densities representing the increments originating from the relaxation of the particle towards the potential minimum as well as thermal noise induced crossing of the potential barrier. In contrast, when PSN acts on the particle, then $p_\tau(\Delta x)$ is distinctly non-Gaussian. Moreover, its tail is characteristic for the class of Laplace distributions $p_\tau(\Delta x) \sim e^{-\Delta x}$; note the exponential fits (in green) in Figs. 4(c) and 4(d). The impact of the time lag τ on the distribution $p_\tau(\Delta x)$ is visualized there as well. First, for increasing τ , the cutoff of the PDF grows. Second, in this latter case, the reader can detect the multi-peaked, comblike shape of the distribution $p_\tau(\Delta x)$, which is characteristic for an overdamped dynamics in a periodic potential in which the particle quickly relaxes towards the neighboring potential minima.

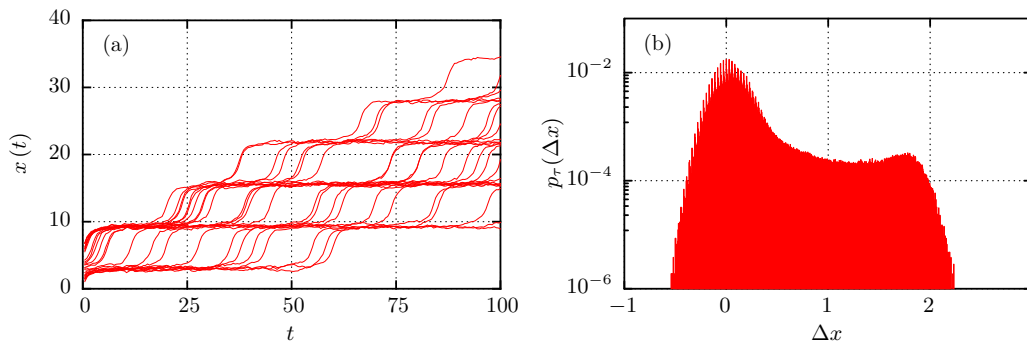


FIG. 5. Overdamped Brownian particle moving in a tilted periodic potential driven by the static force $f = 1$. (a) An exemplary set of realizations of the system trajectories vs elapsed time t . (b) The probability density $p_\tau(\Delta x)$ for the long time particle position increments is depicted for the time difference $\tau = 1$. The thermal noise intensity $D_T = 0.01$.

The question is how the diffusion coefficient D and the PDF $p_\tau(\Delta x)$ of the particle position increments depend on the choice of the nonthermal noise statistics, in particular on the distribution $\rho(z)$ of the amplitudes $\{z_i\}$ of the δ pulses. In general, it is a very complex problem and may be resolved only in a case by case manner. Our preliminary results for the gamma (Erlang-2) distribution show that the colossal enhancement of diffusion also emerges and $p_\tau(\Delta x)$ is also non-Gaussian.

IV. CONCLUSIONS

With this study, we revealed a manifestation of Brownian, yet non-Gaussian diffusion. Its characteristic features are that the particle diffusion still proceeds normal, with the PDF of the particle position remaining Gaussian like; the corresponding density for its increments, however, noticeably deviates from the usual Gaussian shape and exhibits an exponential tail. The latter feature results in colossal enhanced diffusion, distinctly *surpassing* in magnitude the case of giant diffusion [32], obtained upon applying a deterministic bias. In contrast to recent works in the area of Brownian, yet non-Gaussian diffusion, this peculiar behavior is solely a consequence of the external stochastic forcing acting on the particle. This feature opens an avenue within the recently established and growing activity of non-Gaussian diffusion dynamics in which the nonequilibrium state created by the external perturbations serves as the seed for various kinds of diffusion anomalies [43,44].

In conclusion, we considered a paradigmatic model of nonequilibrium statistical physics consisting of an overdamped Brownian particle diffusing in a periodic potential. This setup comprises numerous experimental realizations [26,33–35,45,46] and therefore we are confident that our findings will inspire and invigorate a vibrant followup of both experimental and theoretical studies. Our results have an impact, as well, on a description of biological systems which knowingly operate under nonequilibrium conditions while exposed to nonthermal and non-Gaussian stochastic forces. The result of an exponential tail for position increments leads to a colossal amplification of the diffusion coefficient, which, in addition, carries striking consequences for a broad spectrum of the first arrival problems, such as physical and chemical reactions occurring in living cells [47,48].

ACKNOWLEDGMENT

This work has been supported by Grant NCN No. 2017/26/D/ST2/00543 (J.S.).

APPENDIX: DIMENSIONLESS UNITS

In physics, the relations between scales of length, time, and energy, but not necessarily their absolute values, play a role in determining the observed phenomena. Therefore, it is useful to transform the equations describing the model into their dimensionless form. It often allows one to simplify the setup description as, after such a rescaling procedure, a number of relevant parameters appearing in the corresponding dimensional version can be reduced. Moreover, recasting into the dimensionless variables ensures that the obtained results

are independent of specific chosen setups, which is essential to facilitate the choice in realizing the best scheme for testing theoretical predictions in experiments. The dimensional versions of the overdamped Langevin dynamics read

$$\Gamma \dot{x} = -U'(x) + \sqrt{2\Gamma k_B T} \xi(t) + F, \quad (\text{A1a})$$

$$\Gamma \dot{x} = -U'(x) + \sqrt{2\Gamma k_B T} \xi(t) + \eta(t), \quad (\text{A1b})$$

where the potential is assumed to be of the form

$$U(x) = \Delta U \sin\left(2\pi \frac{x}{L}\right). \quad (\text{A2})$$

The parameter Γ represents the friction coefficient, F and $\eta(t)$ stand for the deterministic force and the biased Poisson noise, respectively, k_B is the Boltzmann constant, and T is the thermostat temperature. Thermal fluctuations are modeled by δ -correlated Gaussian white noise $\xi(t)$ of vanishing mean $\langle \xi(t) \rangle = 0$ and the correlation function $\langle \xi(t)\xi(s) \rangle = \delta(t-s)$.

To make Eqs. (A1) dimensionless, we rescale the particle coordinate and time as

$$\hat{x} = \frac{2\pi}{L}x, \quad \hat{t} = \frac{t}{\tau_0}, \quad \tau_0 = \frac{1}{4\pi^2} \frac{\Gamma L^2}{\Delta U}. \quad (\text{A3})$$

After such transformations, the equations reads

$$\dot{\hat{x}} = -\hat{U}'(\hat{x}) + \sqrt{2D_T} \hat{\xi}(\hat{t}) + f, \quad (\text{A4a})$$

$$\dot{\hat{x}} = -\hat{U}'(\hat{x}) + \sqrt{2D_T} \hat{\xi}(\hat{t}) + \hat{\eta}(\hat{t}), \quad (\text{A4b})$$

where the rescaled potential

$$\hat{U}(\hat{x}) = \frac{1}{\Delta U} U\left(\frac{L}{2\pi}\hat{x}\right) = \sin \hat{x} \quad (\text{A5})$$

possesses the period 2π and the barrier height 2. Other dimensionless parameters are as follows:

$$\gamma = 1, \quad f = \frac{1}{2\pi} \frac{L}{\Delta U} F, \quad D_T = \frac{k_B T}{\Delta U}. \quad (\text{A6})$$

The dimensionless thermal noise takes the form

$$\hat{\xi}(\hat{t}) = \frac{1}{2\pi} \frac{L}{\Delta U} \xi(\tau_0 \hat{t}) \quad (\text{A7})$$

and possesses the same statistical properties as $\xi(t)$, i.e., it is a Gaussian stochastic process with the vanishing mean $\langle \hat{\xi}(\hat{t}) \rangle = 0$ and the correlation function $\langle \hat{\xi}(\hat{t})\hat{\xi}(\hat{s}) \rangle = \delta(\hat{t} - \hat{s})$. The rescaled biased Poissonian noise reads

$$\hat{\eta}(\hat{t}) = \frac{1}{2\pi} \frac{L}{\Delta U} \eta(\tau_0 \hat{t}) \quad (\text{A8})$$

and is characterized by the following dimensionless parameters:

$$\hat{\lambda} = \tau_0 \lambda, \quad \hat{D}_P = \frac{D_P}{\Gamma \Delta U}. \quad (\text{A9})$$

It is statistically equivalent to $\eta(t)$, namely, $\langle \hat{\eta}(\hat{t}) \rangle = \sqrt{\hat{\lambda} \hat{D}_P}$ and $\langle \hat{\eta}(\hat{t})\hat{\eta}(\hat{s}) \rangle - \langle \hat{\eta}(\hat{t}) \rangle \langle \hat{\eta}(\hat{s}) \rangle = 2\hat{D}_P \delta(\hat{t} - \hat{s})$. In the main text, we used only dimensionless quantities and therefore the hat notation $\hat{}$ is omitted.

- [1] K. Kanazawa, T. G. Sano, A. Cairoli, and A. Baule, *Nature (London)* **579**, 364 (2020).
- [2] K. Neupane, A. P. Manuel, and M. T. Woodside, *Nat. Phys.* **12**, 700 (2016).
- [3] J-H. Jeon, M Javanainen, H. Martinez-Seara, R. Metzler, and I. Vattulainen, *Phys. Rev. X* **6**, 021006 (2016).
- [4] J. Spiechowicz, P. Talkner, P. Hänggi, and J. Łuczka, *New J. Phys.* **18**, 123029 (2016).
- [5] Y. Peng, L. Lai, Y.-S. Tai, K. Zhang, X. Xu, and X. Cheng, *Phys. Rev. Lett.* **116**, 068303 (2016).
- [6] D. Kim, C. Bowman, J. T. Del Bonis-O'Donnell, A. Matzavinos, and D. Stein, *Phys. Rev. Lett.* **118**, 048002 (2017).
- [7] X. Yang, C. Liu, Y. Li, F. Marchesoni, P. Hänggi, and H. P. Zhang, *Proc. Natl. Acad. Sci. USA* **114**, 9564 (2017).
- [8] P. Illien, O. Benichou, G. Oshanin, A. Sarracino, and R. Voituriez, *Phys. Rev. Lett.* **120**, 200606 (2018).
- [9] I. Goychuk, *Phys. Rev. Lett.* **123**, 180603 (2019).
- [10] J. Spiechowicz, P. Hänggi, and J. Łuczka, *New J. Phys.* **21**, 083029 (2019).
- [11] F. Buera and E. Oberfeld, *Econometrica* **88**, 83 (2020).
- [12] E. M. Rogers, *Diffusion of Innovations* (Free Press Simon and Schuster, New York, 2003).
- [13] W. Feller, *An Introduction to Probability Theory and its Applications* (Wiley, New York, 1970).
- [14] B. Wang, J. Kuo, S. C. Bae, and S. Granick, *Nat. Mater.* **11**, 481 (2012).
- [15] K. C. Leptos, J. S. Guasto, J. P. Gollub, A. I. Pesci, and R. E. Goldstein, *Phys. Rev. Lett.* **103**, 198103 (2009).
- [16] R. Rozeffeld, J. Łuczka, and P. Talkner, *Phys. Lett. A* **249**, 409 (1998).
- [17] J. Łuczka, P. Talkner, and P. Hänggi, *Physica A* **278**, 18 (2000).
- [18] E. Barkai and S. Burov, *Phys. Rev. Lett.* **124**, 060603 (2020).
- [19] M. Scott Shell, P. G. Debenedetti, and F. H. Stillinger, *J. Phys.: Condens. Matter* **17**, S4035 (2005).
- [20] M. Hidalgo-Soria and E. Barkai, *Phys. Rev. E* **102**, 012109 (2020).
- [21] B. Wang, S. M. Anthony, S. C. Bae, and S. Granick, *Proc. Natl. Acad. Sci. USA* **106**, 15160 (2009).
- [22] S. Hapca, J. W. Crawford, and I. M. Young, *J. R. Soc. Interface* **6**, 111 (2009).
- [23] M. V. Chubynsky and G. W. Slater, *Phys. Rev. Lett.* **113**, 098302 (2014).
- [24] R. Jain and K. L. Sebastian, *J. Phys. Chem. B* **120**, 3988 (2016).
- [25] A. V. Chechkin, F. Seno, R. Metzler, and I. M. Sokolov, *Phys. Rev. X* **7**, 021002 (2017).
- [26] H. Risken, *The Fokker-Planck Equation: Methods of Solution and Applications* (Springer-Verlag, Berlin, Heidelberg, 1996).
- [27] G. Constantini and F. Marchesoni, *Europhys. Lett.* **48**, 491 (1999).
- [28] B. Lindner, M. Kostur, and L. Schimansky-Geier, *Fluct. Noise Lett.* **1**, R25 (2001).
- [29] P. Reimann, C. Van den Broeck, H. Linke, P. Hänggi, J. M. Rubi, and A. Perez-Madrid, *Phys. Rev. Lett.* **87**, 010602 (2001).
- [30] B. Lindner and I. M. Sokolov, *Phys. Rev. E* **93**, 042106 (2016).
- [31] J. Spiechowicz and J. Łuczka, *Phys. Rev. E* **101**, 032123 (2020).
- [32] P. Reimann, C. Van den Broeck, H. Linke, P. Hänggi, J. M. Rubi, and A. Perez-Madrid, *Phys. Rev. E* **65**, 031104 (2002).
- [33] S.-H. Lee and D. G. Grier, *Phys. Rev. Lett.* **96**, 190601 (2006).
- [34] M. Evstigneev, O. Zvyagolskaya, S. Bleil, R. Eichhorn, C. Bechinger, and P. Reimann, *Phys. Rev. E* **77**, 041107 (2008).
- [35] X. Ma, P. Y. Lai, B. J. Ackerson, and P. Tong, *Soft Matter* **11**, 1182 (2015).
- [36] P. C. Bressloff and J. M. Newby, *Rev. Mod. Phys.* **85**, 135 (2013).
- [37] J. Spiechowicz, J. Łuczka, and P. Hänggi, *J. Stat. Mech.* (2013) P02044.
- [38] J. Spiechowicz, P. Hänggi, and J. Łuczka, *Phys. Rev. E* **90**, 032104 (2014).
- [39] P. Hänggi, *Z. Phys. B* **30**, 85 (1978).
- [40] P. Hänggi, *Z. Phys. B* **36**, 271 (1980).
- [41] J. Spiechowicz, M. Kostur, and Ł. Machura, *Comput. Phys. Commun.* **191**, 140 (2015).
- [42] M. Sivan and O. Farago, *Phys. Rev. E* **98**, 052117 (2018).
- [43] J. Spiechowicz, J. Łuczka, and P. Hänggi, *Sci. Rep.* **6**, 30948 (2016).
- [44] J. Spiechowicz and J. Łuczka, *Sci. Rep.* **7**, 1 (2017).
- [45] E. Lutz and F. Renzoni, *Nat. Phys.* **9**, 615 (2013).
- [46] A. Dechant, F. Kindermann, A. Widera, and E. Lutz, *Phys. Rev. Lett.* **123**, 070602 (2019).
- [47] Y. Lanoiselee, N. Moutal, and D. Grebenkov, *Nat. Commun.* **9**, 4398 (2018).
- [48] I. R. Epstein and B. Xu, *Nat. Nanotechnol.* **11**, 312 (2016).