

Pairing transition in a double layer with interlayer Coulomb repulsion

Andreas Sinner, Yurii E. Lozovik, Klaus G. Ziegler

Angaben zur Veröffentlichung / Publication details:

Sinner, Andreas, Yurii E. Lozovik, and Klaus G. Ziegler. 2020. "Pairing transition in a double layer with interlayer Coulomb repulsion." *Physical Review Research* 2 (3): 033085.
<https://doi.org/10.1103/physrevresearch.2.033085>.

Pairing transition in a double layer with interlayer Coulomb repulsion

Andreas Sinner,^{1,2} Yurii E. Lozovik,^{3,4} and Klaus Ziegler¹¹*Institut für Physik, Universität Augsburg, D-86135 Augsburg, Germany*²*Max-Planck-Institut für Physik Komplexer Systeme, D-01187 Dresden, Germany*³*Institute of Spectroscopy, Russian Academy of Sciences, 142190 Troitsk, Moscow, Russia*⁴*Moscow Institute of Electronics and Mathematics, National Research University, Higher School of Economics, 101000 Moscow, Russia*

(Received 8 January 2020; revised 22 June 2020; accepted 24 June 2020; published 16 July 2020)

We study the effect of interlayer Coulomb interaction in an electronic double layer. Assuming that each of the layers consists of a bipartite lattice, a sufficiently strong interlayer interaction leads to an interlayer pairing of electrons with a staggered order parameter. We show that the correlated pairing state is dual to the excitonic pairing state with a uniform order parameter in an electron-hole double layer. The interlayer pairing of electrons leads to strong current-current correlations between the layers. We also analyze the interlayer conductivity and the fluctuations of the order parameter, which consists of a gapped and a gapless mode.

DOI: [10.1103/PhysRevResearch.2.033085](https://doi.org/10.1103/PhysRevResearch.2.033085)

Layered electronic systems have attracted substantial attention over several decades because new physical effects can be observed, which neither exist in a single layer nor in an isotropic three-dimensional systems. The role of the layered structures might be important for physical systems ranging from high- T_c superconductors [1] to new quantum phases in twisted bilayers with a “magic angle” [2,3]. Another direction of recent research is associated with multilayer graphene [4] and transition metal dichalcogenide multilayers [5], where an anomalous giant magnetoresistance [6], superconductivity [7], and the formation of exciton condensates [8–13] have been discussed and observed. Other interesting effects in layered systems are based on the application of an external magnetic field. In recent experiments the emergence of novel correlated many-body states between quasiparticles from different layers was observed [14,15]. In this article we propose electron interlayer pairing caused by a repulsive interlayer interaction. As we show in a mean-field calculation, there is a second-order phase transition from two uncorrelated Fermi liquids in the two layers to a correlated pairing state if a critical interaction strength is exceeded. Moreover, we discuss a duality transformation between the pairing states of an electronic double layer and the excitonic pairing state in an electron-hole double layer.

I. MODEL

In an isolated (e.g., graphenelike) two-dimensional layer the electrons are subject to hopping when we assume that the Coulomb interaction within the layer is screened and

renormalizes only the hopping parameters [16–18]. In the case of two parallel layers there is also a Coulomb interaction which acts between the electrons of the two layers. This interlayer Coulomb interaction can be adjusted by inserting a dielectric material between the layers. Interlayer tunneling is ignored here to demonstrate only the effect of the interlayer Coulomb interaction. It may have some effect on the form of the order parameter though, as it was observed in the case of an attractive interlayer Coulomb interaction [19]. This model has some similarity with exciton models in double layers [20], where we have electrons in one and holes in the other layer. While the Coulomb interaction between electrons and holes is attractive, the Coulomb interaction is repulsive in the electronic case. This implies that we do not expect the formation of excitonic Cooper pairs but a collective state built by electron pairs in the two layers, provided the Coulomb interaction is strong enough and the thermal fluctuations are weak at sufficiently low temperatures. Then the electronic Hamiltonian consists of the two independent hopping terms H_\uparrow (upper layer) and H_\downarrow (lower layer) and the repulsive interaction of the electrons between the two layers H_I with

$$H_I = \sum_{\mathbf{r}, \mathbf{r}'} n_{\uparrow \mathbf{r}} U_{\mathbf{r}, \mathbf{r}'} n_{\downarrow \mathbf{r}'} + \text{H.c.}, \quad (1)$$

where \mathbf{r} and \mathbf{r}' are lattice sites of each layer and $n_{s\mathbf{r}}$ is the local electron density operator in the layer $s = \uparrow, \downarrow$. The interlayer Coulomb interaction $U_{\mathbf{r}, \mathbf{r}'}$ is short ranged in the lateral direction due to screening [21,22] and can be approximated by the diagonal matrix $U_{\mathbf{r}, \mathbf{r}'} \approx g \delta_{\mathbf{r}, \mathbf{r}'}/2$, where g is an effective parameter that decreases with the distance between the layers and depends on the interlayer dielectric material. This approximation is valid for interlayer distance that is large in comparison with the lattice constant of the layers, as described in Appendix A, where also the dependence of g on the various physical parameters is given. The resulting total Hamiltonian $H = H_\uparrow + H_\downarrow + H_I$ has the structure of the

Published by the American Physical Society under the terms of the Creative Commons Attribution 4.0 International license. Further distribution of this work must maintain attribution to the author(s) and the published article's title, journal citation, and DOI. Open access publication funded by the Max Planck Society.

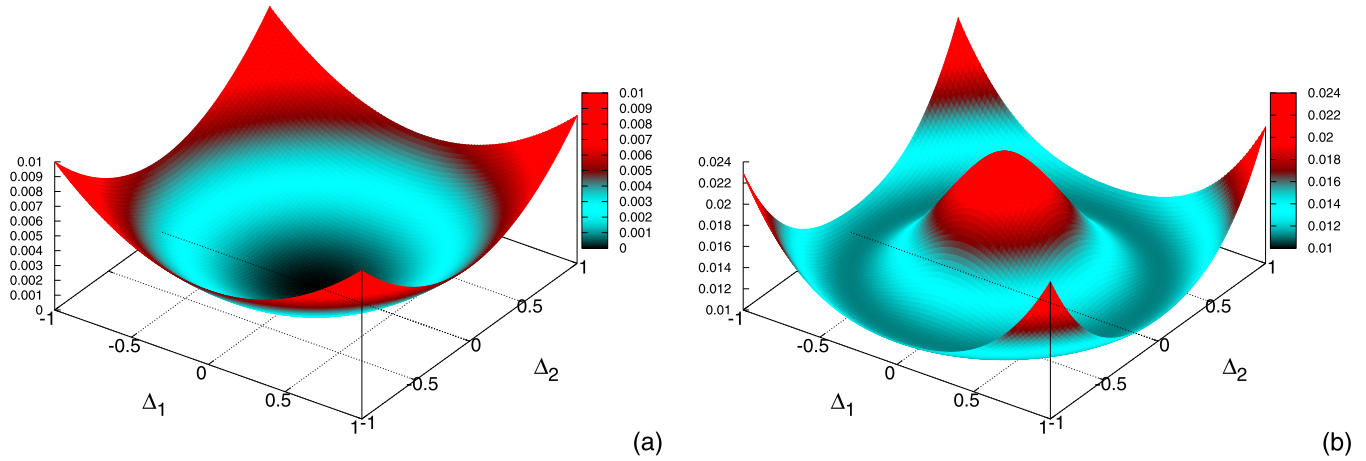


FIG. 1. Mean-field potential. (a) Below critical interaction strength g_c . (b) Above critical interaction strength g_c .

Hubbard Hamiltonian, provided that we interpret the layer index as the z component of the electronic spin.

For a bipartite lattice (e.g., a honeycomb lattice or simple square lattice) at half filling we introduce a sublattice representation of the coordinates $\mathbf{r} = (\mathbf{R}, j)$, with $j = 1$ and 2 for sublattices A and B, respectively. The coordinates \mathbf{R} refer to sublattice A only. Then the hopping Hamiltonians H_s ($s = \uparrow, \downarrow$), in terms of fermionic creation (annihilation) operators $\hat{c}_{s;\mathbf{R}}^\dagger$ ($\hat{c}_{s;\mathbf{R}}$), read as

$$H_s = \sum_{j=1}^2 \sum_{\mathbf{R}, \mathbf{R}'} h_{j;\mathbf{R}\mathbf{R}'} \hat{c}_{s;\mathbf{R}}^\dagger \cdot \sigma_j \hat{c}_{s;\mathbf{R}'}, \quad (2)$$

where $\sigma_{j=1,2}$ are Pauli matrices. The fermionic annihilation operators are written as column vectors $\hat{c}_{s;\mathbf{R}} = (c_{s;\mathbf{R}}, d_{s;\mathbf{R}})^T$, whose upper (lower) component refers to sublattice A (B). The interaction term (1), together with the diagonal approximation, then becomes

$$H_I = \frac{g}{2} \sum_{\mathbf{R}} n_{\uparrow\mathbf{R}} n_{\downarrow\mathbf{R}}, \quad n_{s\mathbf{R}} = c_{s\mathbf{R}}^\dagger c_{s\mathbf{R}} + d_{s\mathbf{R}}^\dagger d_{s\mathbf{R}}. \quad (3)$$

A. Mean-field analysis

As a possible ansatz for the local-order parameter we consider a staggered order parameter with opposite signs on the two sublattices:

$$\Delta_{\uparrow\downarrow;j} = -(-1)^j \Delta, \quad \Delta_{\downarrow\uparrow;j} = \Delta_{\uparrow\downarrow;j}^*, \quad (4)$$

where a global phase of Δ reflects the global U(1) invariance of the model. A special mean-field solution fixes this phase. For simplicity, we can choose a real positive Δ for the subsequent calculation. The staggered order parameter is similar to the order parameter of an antiferromagnetic phase in the Hubbard model. The staggering sign translates into a σ_3 Pauli matrix in the corresponding quadratic mean-field Hamiltonian (cf. Appendix B):

$$H_{\text{MF}} = \sum_{\mathbf{R}, \mathbf{R}'} \begin{pmatrix} \hat{c}_{\uparrow;\mathbf{R}}^\dagger \\ \hat{c}_{\downarrow;\mathbf{R}}^\dagger \end{pmatrix}^T \begin{pmatrix} \sum_j h_{j;\mathbf{R}\mathbf{R}'} \sigma_j & \Delta \sigma_3 \delta_{\mathbf{R}\mathbf{R}'} \\ \Delta \sigma_3 \delta_{\mathbf{R}\mathbf{R}'} & \sum_j h_{j;\mathbf{R}\mathbf{R}'} \sigma_j \end{pmatrix} \begin{pmatrix} \hat{c}_{\uparrow;\mathbf{R}'} \\ \hat{c}_{\downarrow;\mathbf{R}'} \end{pmatrix}. \quad (5)$$

In the staggered order parameter we can replace $(-1)^j$ by a general phase factor $\exp(i\varphi_j)$ with some phases φ_j . It turns out, though, that only $\varphi_j = \pi j$ gives a stable mean-field solution. The Fourier-transformed kernel matrix in Eq. (5) is a 4×4 matrix with the twofold degenerate eigenvalues $\pm E_{\mathbf{q}}$, with $E_{\mathbf{q}} = \sqrt{\Delta^2 + h_{1;\mathbf{q}}^2 + h_{2;\mathbf{q}}^2}$ (cf. Appendix C). With this result we can treat the grand-canonical free-energy

$$F = -\beta^{-1} \log \text{Tr} e^{-\beta H}, \quad \beta = 1/k_B T, \quad (6)$$

in the mean-field approximation. It is plotted for the subcritical interaction strength $g < g_c$ in Fig. 1(a) and for $g > g_c$ in Fig. 1(b). Thus, depending on the interaction strength g , the free energy has either a single minimum at $\Delta = 0$ for interaction $g \leq g_c$ or a continuously degenerate minimum for $g > g_c$. The continuous degeneracy implies a gapless Goldstone mode. The corresponding phase transition and its consequences for transport properties and the gapless fluctuations of the order parameter are discussed subsequently.

To obtain the value of Δ we solve the mean-field equation $\delta_\Delta F = 0$. This reads for solutions $\Delta \neq 0$ as

$$\frac{1}{g} = \frac{1}{4} \int \frac{\tanh(\sqrt{E^2 + \Delta^2}/2k_B T)}{\sqrt{E^2 + \Delta^2}} \rho(E) dE, \quad (7)$$

where $\rho(E)$ is the density of states (DOS). The solution of this equation provides us the value of Δ as a function of the temperature and the coupling strength g . This is visualized in Fig. 2(a). Moreover, the critical temperature T_c for the pairing transition is plotted as a function of g in Fig. 2(b). Here we compare the electron dispersion of a honeycomb lattice (with a linearly vanishing DOS at $E = 0$) and of the square lattice (with a logarithmically divergent DOS at $E = 0$). The honeycomb lattice has a nonzero threshold of g for a pairing transition, whereas a square lattice has always a nonzero transition temperature for any nonzero interaction. In contrast to the constant DOS $\bar{\rho}$, which gives the critical temperature $T_c \propto t \exp(-1/g\bar{\rho})$, the logarithmic DOS causes a renormalization of the effective coupling $g\bar{\rho}$ to larger values. It is also possible to use other dispersions to enhance the critical temperature, e.g., with a van Hove singularity at the Fermi level [20].

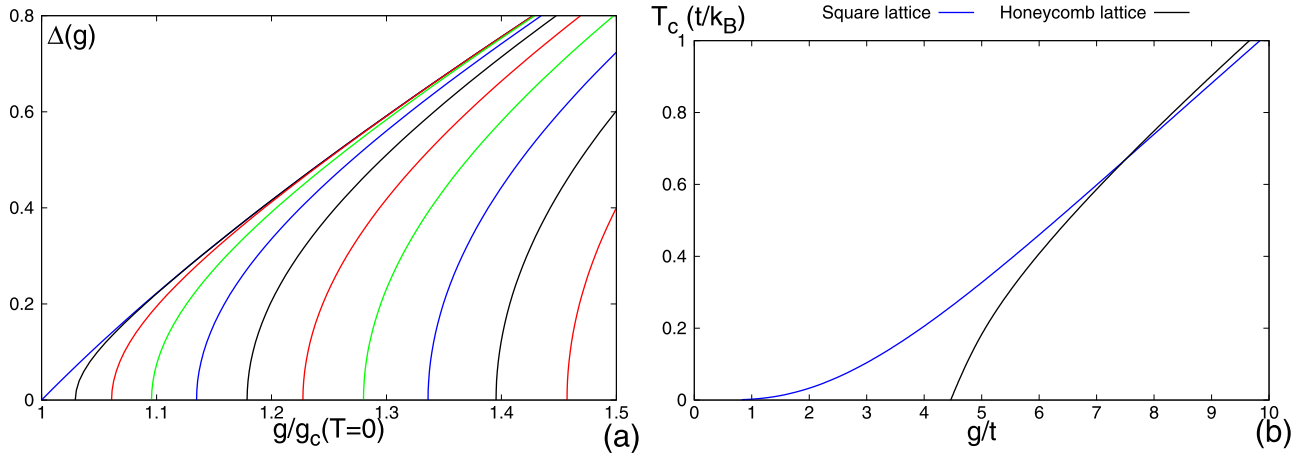


FIG. 2. (a) Solution of the gap equation for different temperature values from left to right: $T/t = 0, 0.05, 0.1, 0.15, 0.2, 0.25, 0.3, 0.35, 0.4, 0.45$, and 0.5 . (b) Comparison of the critical temperatures as functions of the interaction strength for the square lattice [blue (gray in printed version) curve] and the honeycomb lattice (black curve) in units of the hopping amplitude t .

B. Duality transformation

It should be noticed that we can replace the electrons in the lower layer by holes and the repulsive interaction by an attractive interaction $g \rightarrow -g$. The resulting hopping Hamiltonian $H_{\uparrow} - H_{\downarrow} - H_I$ describes electrons in the upper layer and holes in the lower layer which attract each other through an attractive interlayer Coulomb interaction. This duality transformation can also be applied to the mean-field Hamiltonian H_{MF} . It amounts to the replacement of the staggered order parameter of the electronic system by a uniform order parameter for the electron-hole system. The latter means formally replacing the Pauli matrix σ_3 by the 2×2 unit matrix σ_0 in Eq. (5). This leads to the following mean-field Hamiltonian of the exciton gas [22]:

$$H_{\text{exc}} = \sum_{\mathbf{R}\mathbf{R}'} \begin{pmatrix} \hat{c}_{\uparrow;\mathbf{R}}^{\dagger} \\ \hat{c}_{\downarrow;\mathbf{R}}^{\dagger} \end{pmatrix}^T \begin{pmatrix} \sum_j h_{j;\mathbf{R}\mathbf{R}'} \sigma_j & \Delta \sigma_0 \delta_{\mathbf{R}\mathbf{R}'} \\ \Delta \sigma_0 \delta_{\mathbf{R}\mathbf{R}'} & -\sum_j h_{j;\mathbf{R}\mathbf{R}'} \sigma_j \end{pmatrix} \begin{pmatrix} \hat{c}_{\uparrow;\mathbf{R}'} \\ \hat{c}_{\downarrow;\mathbf{R}'} \end{pmatrix}, \quad (8)$$

where $\hat{c}_{\downarrow;\mathbf{R}'}^{\dagger}$ is the creation operator for a hole (i.e., an annihilation operator of an electron) in the lower layer. This Hamiltonian has the same dispersion $E_{\mathbf{q}}$ as the Hamiltonian H_{MF} of the electronic double layer, implying that the two problems can be mapped formally onto each other. In other words, both systems describe pairing of particles, where the main difference is that the order parameter is uniform in the electron-hole double layer and staggered with respect to the two sublattices in the electron-electron double layer. Here it should be pointed out that a modulated order parameter is a common phenomena in many condensed-matter systems, which can be of different origins. Typical cases are the Fulde-Ferrell-Larkin-Ovchinnikov phase in superconductors [23,24] or the formation and melting of the Wigner crystal phase in bilayer systems, which has been intensively studied in Refs. [25–28].

C. Current-current correlations

To analyze the effect of the interlayer Coulomb interaction we create a local current density at time $t = 0$ at site \mathbf{R}' on

the lower layer which oscillates with frequency ω . Then we measure the local current at time $t > 0$ at site \mathbf{R} on the upper layer, in analogy to the drag effect [21,22]. This measurement probes how much a local current in the lower layer will generate currents in the upper layer. It can be described in terms of linear response theory, which is associated with the current-current correlator between the two layers and reads

$$C_{\mu\nu}(\mathbf{R}, \mathbf{R}'; \omega) = i \lim_{\alpha \rightarrow 0} \int_0^{\infty} dt e^{-i(\omega - i\alpha)t} \langle \hat{j}_{\mu\uparrow}(\mathbf{R}, t) \hat{j}_{\nu\downarrow}(\mathbf{R}', 0) \rangle, \quad (9)$$

$$\langle \dots \rangle = \text{Tr}[e^{-\beta H} \dots] / \text{Tr} e^{-\beta H},$$

with a positive parameter α . For low temperatures the Fourier components of the correlator become the following (cf. Appendix D):

$$\tilde{C}_{\mu\mu}(\mathbf{q}; \omega) \approx \frac{\Delta}{4\pi} F\left(\frac{q}{\Delta}; \frac{\omega}{\Delta}\right), \quad (10)$$

with

$$F(\bar{q}; \bar{\omega}) = \int_1^{\infty} dx \left[\frac{1}{\sqrt{x^2(-i\alpha + \bar{\omega} + 2x)^2 - \bar{q}^2(x^2 - 1)}} - \frac{1}{\sqrt{x^2(-i\alpha + \bar{\omega} - 2x)^2 - \bar{q}^2(x^2 - 1)}} \right]. \quad (11)$$

Its real part is plotted in Fig. 3 and exhibits a singularity at $q_{\text{sing}}(\omega)$ with

$$q_{\text{sing}}(\omega) = \sqrt{4\Delta^2 - \omega^2}. \quad (12)$$

The singular wave vector is visualized in Fig. 3(b). It corresponds with an inverse length scale (wavelength) for the spatial distribution of the current in the upper layer, caused by the local current in the lower layer with frequency ω . As long as the frequency is less than the gap 2Δ , there is a mode with a finite wavelength. When ω is equal to the gap, this wavelength diverges and the strongest correlation appears with a zero mode $q_{\text{sing}}(2\Delta) = 0$. And finally, when ω exceeds the gap, $q_{\text{sing}}(\omega)$ becomes imaginary, which indicates an exponential spatial decay of the strongest correlation.

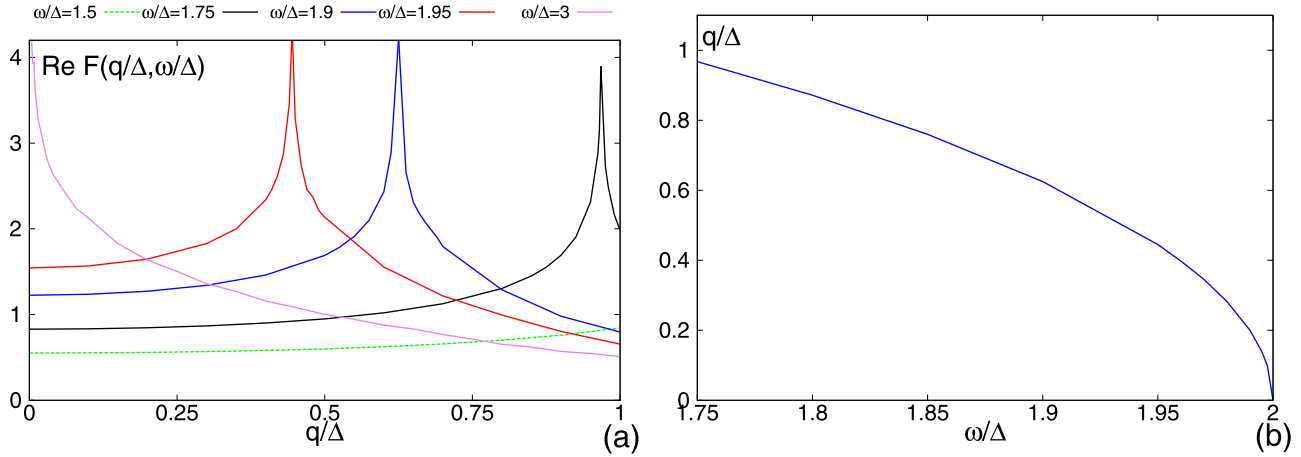


FIG. 3. (a) The real part of the current-current correlator of Eq. (11) as a function of the momentum for different frequencies. (b) Position of the singularity in the correlator at the edge of the gap for different frequencies and momenta according to Eq. (12).

The ω dependence of the $q = 0$ component of the current-current correlator also has a characteristic behavior at the gap:

$$\text{Re } \tilde{C}_{\mu\mu}(0; \omega) = \frac{1}{4\pi} \frac{\Delta^2}{\omega} \log \left| \frac{2\Delta + \omega}{2\Delta - \omega} \right|, \quad (13)$$

$$\text{Im } \tilde{C}_{\mu\mu}(0; \omega) = \frac{1}{4} \frac{\Delta^2}{\omega} [\Theta(\omega - 2\Delta) + \Theta(-\omega - 2\Delta)]. \quad (14)$$

D. Interlayer conductivity

From the current-current correlator we obtain the interlayer conductivity tensor as [29]

$$\sigma_{\mu\nu}(\omega, T) \sim \frac{i}{\omega} [\tilde{C}_{\mu\nu}(0; \omega) - \tilde{C}_{\mu\nu}(0; 0)]. \quad (15)$$

This gives the following for the diagonal conductivity:

$$\sigma_{\mu\mu}(\omega, T) = i \int \frac{d^2k}{(2\pi)^2} \frac{f_{\beta}(-E_{\mathbf{k}}) - f_{\beta}(E_{\mathbf{k}})}{4E_{\mathbf{k}}^3} \left[\frac{\Delta^2}{\omega - i\alpha + 2E_{\mathbf{k}}} - \frac{\Delta^2}{\omega - i\alpha - 2E_{\mathbf{k}}} \right], \quad (16)$$

with the Fermi-Dirac function $f_{\beta}(E_{\mathbf{k}})$ at inverse temperature β . The real and imaginary parts read at low temperatures as

$$\text{Re } \sigma_{\mu\mu}(\omega, 0) = \frac{\Delta^2}{4\omega^2} [\Theta(\omega - 2|\Delta|) - \Theta(-\omega - 2|\Delta|)], \quad (17)$$

$$\text{Im } \sigma_{\mu\mu}(\omega, 0) = \frac{1}{4\pi} \frac{\Delta^2}{\omega^2} \log \left| \frac{4|\Delta|^2}{\omega^2 - 4|\Delta|^2} \right|. \quad (18)$$

The real part of the conductivity is zero when the frequency is less than the gap. But when ω reaches the gap, it jumps to a finite value, indicating that there is a current between the two layers when the photon energy $\hbar\omega$ is equal or larger than the gap. This jump is similar to the jump observed for pairing in electron-hole layers at $\omega = 0$ and $T > 0$ [30]. The imaginary part, on the other hand, is always nonzero in the pairing phase and has a logarithmic divergence when the real part jumps (cf. Fig. 4).

E. Quantum fluctuations of the order parameter

Quantum fluctuations around the mean-field solution consist of two spectral branches in the low-energy sector: a gapless branch due to the degenerate ring of Fig. 1 and a gapped branch. The dispersion of both branches can be evaluated within the low-energy approximation and a gradient expansion $p \sim 0$ (cf. Appendix E):

$$E_{\text{long}}(p) \approx \frac{p^2 + 6\Delta^2}{12\pi\Delta}, \quad E_{\text{trans}}(p) \approx \frac{p^2}{8\pi\Delta}, \quad (19)$$

indicating a stable mean-field solution. The result for a honeycomb lattice is visualized in Fig. 4(b).

F. Discussion and summary

In an electronic double layer there is an interlayer pairing transition due to a strong Coulomb interaction. Its critical temperature T_c increases almost linearly with large coupling strength (cf. Fig. 2). For weak coupling the behavior depends on the details of the DOS: On the honeycomb lattice $T_c = 0$ if $g < g_c$ and for the square lattice T_c vanishes exponentially with $1/g$. The pairing phase is accompanied by strong interlayer current-current correlations. These correlations diverge if the relation $q^2 + \omega^2 = \Delta^2$ is satisfied (cf. Fig. 3). This reflects a long-range current-current correlation if $\omega^2 = \Delta^2$ holds. The real part of the interlayer conductivity is nonzero only for frequencies ω larger than the gap of the pairing phase. Although there is a divergent current-current correlation for ω less than the gap, the real part of the interlayer conductivity $\sigma_{\mu\mu}$ is zero. Due to this characteristic behavior the drag effect would be a good candidate to identify experimentally the pairing phase in electronic double layers. The effective coupling strength can be tuned by the interlayer distance and by the coefficient of the interlayer dielectric material, which enables the experiment to drive through the pairing transition. Moreover, the lattice structure of the layers determines the density of states. This could be used, for instance, by applying a strain field, to change the pairing transition temperature. And finally, the duality relation provides a basis to compare the large number of experiments on excitonic double layers with

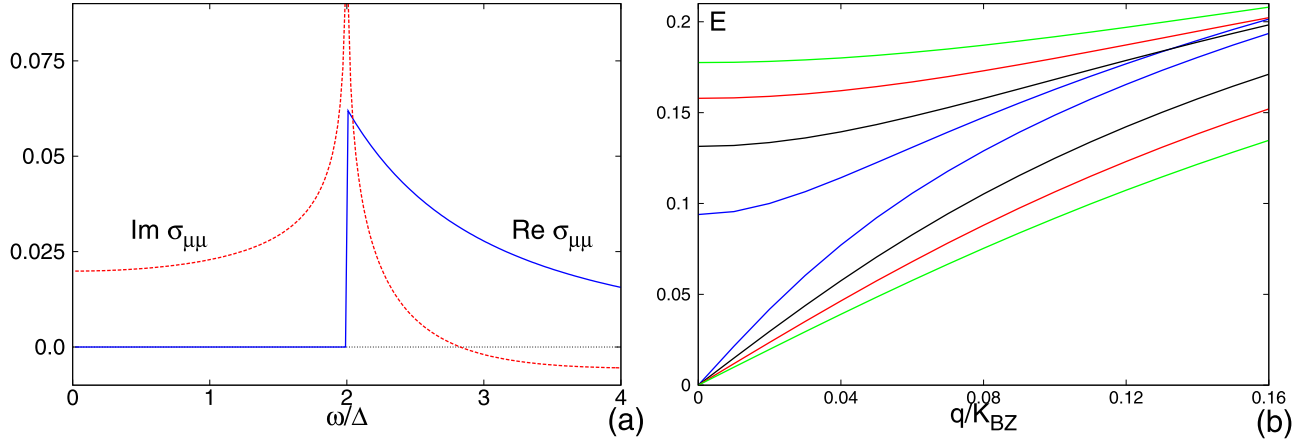


FIG. 4. (a) Real and imaginary part of the conductivity according to Eqs. (17) and (18). (b) Gapless and gapped spectral branches of the order parameter fluctuations, calculated for $\Delta = 0.125t$ (blue lines), $\Delta = 0.25t$ (black lines), $\Delta = 0.375t$ (red lines), and $\Delta = 0.5t$ (green lines). Only positive energies at positive momenta are shown. The momentum K_{BZ} is the square root of Brillouin zone area. (For paper printed black-white version: smallest Δ has been used to calculate the lowest gapped and upper higher gapless curve.)

more recent experiments on electronic double layers in order to clarify some of the recent experimental results.

ACKNOWLEDGMENTS

This research was supported by a grant of the Julian Schwinger Foundation for Physics Research. A.S. expresses his gratitude to the MPI-PKS Dresden for the support through the Visitors Program. Y.E.L. was supported through Grants of Russian Foundation for Basic Research No. RFBR 20-02-00410 and No. 20-52-00035.

APPENDIX A: EFFECTIVE ELECTRON-ELECTRON INTERACTION

Using the results from Ref. [28], the effective electron-electron interaction parameter g is given by

$$\frac{2}{g} = \frac{1}{|B|} \int_B \frac{1}{U_p} d^2p, \quad (A1)$$

where B is the Brillouin zone, $|B|$ is its area, and

$$U_p \approx \frac{\hbar \bar{U} e^{-pD/\hbar}}{p + a(p)} \quad (A2)$$

is the screened Coulomb interaction. $\bar{U} = 2\pi|B|\kappa e^2/(\hbar^2\varepsilon) = 4\pi^2\kappa e^2/(\varepsilon b^2)$ is the interaction strength, ε is the dielectric constant $\kappa = 9 \times 10^9 \text{ N} \times \text{m}^2/\text{C}^2$, e is the electron charge, m is the electron mass, $a = \hbar^2\varepsilon/(\kappa e^2 m)$, and D is the thickness of the dielectric interlayer, which fills the space between the two layers. $a(p)$ is the material specific function:

$$a(p) = \frac{4\hbar}{a} + \frac{4\hbar^2[1 - \exp(-2pD/\hbar)]}{a^2p}. \quad (A3)$$

APPENDIX B: MEAN-FIELD ANSATZ

Using local canonical anticommutation relations for the fermionic second quantization operators

$$\{\hat{c}_{i,s}^\dagger, \hat{c}_{i',s'}\} = \delta_{ii'}\delta_{ss'}, \quad (B1)$$

where s and s' refer to the layer index and $\hat{c}_{1,s} = c_s$, $\hat{c}_{2,s} = d_s$, and correspondingly for $\hat{c}_{i,s}^\dagger$ as defined in the main text, it is easy to show the following identity which is valid at every lattice site \mathbf{R} (from right to left):

$$\begin{aligned} \frac{g}{2} n_\uparrow n_\downarrow &= \frac{g}{2} (n_\uparrow + n_\downarrow) - \frac{g}{8} \sum_{\mu=0}^3 [(\hat{c}_{\uparrow,s}^\dagger \sigma_\mu \hat{c}_{\downarrow,s})(\hat{c}_{\downarrow,s}^\dagger \sigma_\mu \hat{c}_{\uparrow,s}) \\ &\quad + (\hat{c}_{\downarrow,s}^\dagger \sigma_\mu \hat{c}_{\uparrow,s})(\hat{c}_{\uparrow,s}^\dagger \sigma_\mu \hat{c}_{\downarrow,s})], \end{aligned} \quad (B2)$$

where $\sigma_{\mu=1,2,3}$ are Pauli matrices and σ_0 is a two-dimensional unity matrix. In the mean-field approximation we put densities in both layers at the same value (zero at half filling) and introduce the following order parameters:

$$\Delta_\mu = -\frac{g}{4} \langle \hat{c}_{\uparrow,\mathbf{R}}^\dagger \sigma_\mu \hat{c}_{\downarrow,\mathbf{R}} \rangle, \quad \Delta_\mu^* = -\frac{g}{4} \langle \hat{c}_{\downarrow,\mathbf{R}}^\dagger \sigma_\mu \hat{c}_{\uparrow,\mathbf{R}} \rangle. \quad (B3)$$

The only order parameter which has a stable mean-field solution is Δ_3 , which is exclusively considered in this paper. Because of the $U(1)$ symmetry of the problem, there are infinitely many solutions which describe thermodynamically one and the same system. In the special solution which is discussed in the main text, we consider a purely real order parameter and call it Δ . Equation (B2) is easily generalized to generic nonlocal interactions on bipartite lattices:

$$\begin{aligned} \sum_{\mathbf{R}, \mathbf{R}'} U_{s\mathbf{R};s'\mathbf{R}'} n_{s;\mathbf{R}} n_{s';\mathbf{R}'}, \\ n_{s;\mathbf{R}} = (\hat{c}_{s;\mathbf{R}}^\dagger \hat{c}_{s;\mathbf{R}}) = c_{s;\mathbf{R}}^\dagger c_{s;\mathbf{R}} + d_{s;\mathbf{R}}^\dagger d_{s;\mathbf{R}}. \end{aligned} \quad (B4)$$

Here we can prepare the product of two densities as

$$\begin{aligned} n_{s;\mathbf{R}} n_{s';\mathbf{R}'} &= n_{s;\mathbf{R}} + n_{s';\mathbf{R}'} - \frac{1}{4} \sum_{\mu=0}^3 [(\hat{c}_{s;\mathbf{R}}^\dagger \sigma_\mu \hat{c}_{s';\mathbf{R}'})(\hat{c}_{s';\mathbf{R}'}^\dagger \sigma_\mu \hat{c}_{s;\mathbf{R}}) \\ &\quad + (\hat{c}_{s';\mathbf{R}'}^\dagger \sigma_\mu \hat{c}_{s;\mathbf{R}})(\hat{c}_{s;\mathbf{R}}^\dagger \sigma_\mu \hat{c}_{s';\mathbf{R}'})], \end{aligned} \quad (B5)$$

which is valid for all combinations of indices, i.e., for $s = s'$ and $\mathbf{R} = \mathbf{R}'$ too.

APPENDIX C: EIGENBASIS OF THE MEAN-FIELD HAMILTONIAN

In general, the Fourier-transformed kernel matrix of the mean-field Hamiltonian Eq. (5) reads as

$$\mathcal{K}_{\mathbf{q}} = \begin{pmatrix} \sum_j h_{j;\mathbf{q}} \sigma_j & \Delta e^{-i\phi} \sigma_3 \\ \Delta e^{i\phi} \sigma_3 & \sum_j h_{j;\mathbf{q}} \sigma_j \end{pmatrix}. \quad (\text{C1})$$

It has the following orthogonalized and normalized eigenvectors:

(i) for the negative eigenvalue (lower band) $-E_{\mathbf{q}} = -\sqrt{h_{1,\mathbf{q}}^2 + h_{2,\mathbf{q}}^2 + \Delta^2}$:

$$|-, 1, \mathbf{q}\rangle = \frac{1}{\sqrt{2}E_{\mathbf{q}}} \begin{pmatrix} -e^{-i\phi}(h_{1,\mathbf{q}} - ih_{2,\mathbf{q}}) \\ e^{-i\phi}E_{\mathbf{q}} \\ 0 \\ \Delta \end{pmatrix}, \quad |-, 2, \mathbf{q}\rangle = \frac{1}{\sqrt{2}E_{\mathbf{q}}} \begin{pmatrix} -e^{-i\phi}\Delta \\ 0 \\ E_{\mathbf{q}} \\ -(h_{1,\mathbf{q}} + ih_{2,\mathbf{q}}) \end{pmatrix}, \quad (\text{C2})$$

(ii) for the positive eigenvalue (upper band) $+E_{\mathbf{q}} = +\sqrt{h_{1,\mathbf{q}}^2 + h_{2,\mathbf{q}}^2 + \Delta^2}$:

$$|+, 1, \mathbf{q}\rangle = \frac{1}{\sqrt{2}E_{\mathbf{q}}} \begin{pmatrix} -e^{-i\phi}(h_{1,\mathbf{q}} - ih_{2,\mathbf{q}}) \\ -e^{-i\phi}E_{\mathbf{q}} \\ 0 \\ \Delta \end{pmatrix}, \quad |+, 2, \mathbf{q}\rangle = \frac{1}{\sqrt{2}E_{\mathbf{q}}} \begin{pmatrix} e^{-i\phi}\Delta \\ 0 \\ E_{\mathbf{q}} \\ h_{1,\mathbf{q}} + ih_{2,\mathbf{q}} \end{pmatrix}. \quad (\text{C3})$$

APPENDIX D: CURRENT-CURRENT CORRELATIONS

We expand the correlator of Eq. (9) in terms of the eigenstates $\{|n\rangle\}$ with the corresponding eigenvalues $\{E_n\}$ of the mean-field Hamiltonian Eq. (5) (cf. Appendix C). This gives

$$C_{\mu\nu}(\mathbf{R}, \mathbf{R}'; \omega) = \lim_{\alpha \rightarrow 0} \sum_{n,m} [f_{\beta}(E_m) - f_{\beta}(E_n)] \frac{\langle n | \hat{j}_{\mu\uparrow}(\mathbf{R}) | m \rangle \langle m | \hat{j}_{\nu\downarrow}(\mathbf{R}') | n \rangle}{\omega - i\alpha - E_m + E_n}, \quad (\text{D1})$$

where $f_{\beta}(E_n)$ is the Fermi-Dirac distribution at inverse temperature β . Then the Fourier-transformed correlator becomes

$$\tilde{C}_{\mu\nu}(\mathbf{q}; \omega) = \int \frac{d^2k}{(2\pi)^2} \sum_{n,m} [f_{\beta}(E_{m,\mathbf{k}}) - f_{\beta}(E_{n,\mathbf{k}})] \frac{\langle n, \mathbf{k} + \mathbf{q} | \hat{j}_{\mu\uparrow} | m, \mathbf{k} \rangle \langle m, \mathbf{k} | \hat{j}_{\nu\downarrow} | n, \mathbf{k} + \mathbf{q} \rangle}{\omega - i\alpha - E_{m,\mathbf{k}} + E_{n,\mathbf{k}+\mathbf{q}}}, \quad (\text{D2})$$

which can be expanded for small \mathbf{q} to give

$$\tilde{C}_{\mu\mu}(\mathbf{q}; \omega) \approx \int \frac{d^2k}{(2\pi)^2} \frac{f_{\beta}(-E_{\mathbf{k}}) - f_{\beta}(E_{\mathbf{k}})}{2E_{\mathbf{k}}^2} \left[\frac{\Delta^2}{\omega - i\alpha + 2E_{\mathbf{k}} + \frac{\mathbf{q}\cdot\mathbf{k}}{E_{\mathbf{k}}}} - \frac{\Delta^2}{\omega - i\alpha - 2E_{\mathbf{k}} - \frac{\mathbf{q}\cdot\mathbf{k}}{E_{\mathbf{k}}}} \right]. \quad (\text{D3})$$

This correlation is nonzero only in the gapped phase, while it vanishes in the gapless phase. The angular integration is performed using the relation

$$\frac{1}{2\pi} \int_0^{2\pi} \frac{d\phi}{A \pm B \cos \phi} = \frac{1}{\sqrt{(A-B)(A+B)}}$$

to yield at low temperatures Eq. (10).

APPENDIX E: QUANTUM FLUCTUATION TERM

To obtain the spectra of order parameter fluctuations we assume small quantum deviations from the mean-field values $\Delta^* \rightarrow \Delta^* \delta_{\mathbf{R}\mathbf{R}'} + B_{\mathbf{R}\mathbf{R}'}^\dagger$ and $\Delta \rightarrow \Delta \delta_{\mathbf{R}\mathbf{R}'} + B_{\mathbf{R}\mathbf{R}'}^\dagger$. The effective Hamiltonian for the fluctuating order parameter B can be found from the second order of the Schrödinger perturbation theory if we treat the term

$$\mathcal{K}_{\mathbf{R}\mathbf{R}'}^{(1)} = \begin{pmatrix} 0 & B_{\mathbf{R}\mathbf{R}'}^\dagger \sigma_3 \\ B_{\mathbf{R}\mathbf{R}'} \sigma_3 & 0 \end{pmatrix}, \quad \text{i.e.,} \quad \mathcal{K}_{\mathbf{p}}^{(1)} = \begin{pmatrix} 0 & B_{\mathbf{p}}^\dagger \sigma_3 \\ B_{-\mathbf{p}} \sigma_3 & 0 \end{pmatrix}, \quad (\text{E1})$$

as a small perturbation. (The first-order term is zero because of the mean-field condition.) In Fourier representation we have

$$\delta H = \frac{1}{2} \int \frac{d^2p}{|BZ|} \int \frac{d^2q}{|BZ|} \sum_{n,m} [f_{\beta}(E_{n,\mathbf{q}}) - f_{\beta}(E_{m,\mathbf{q}})] \frac{\langle n, \mathbf{q} + \mathbf{p} | \mathcal{K}_{\mathbf{p}}^{(1)} | m, \mathbf{q} \rangle \langle m, \mathbf{q} | \mathcal{K}_{-\mathbf{p}}^{(1)} | n, \mathbf{q} + \mathbf{p} \rangle}{E_{n,\mathbf{q}+\mathbf{p}} - E_{m,\mathbf{q}} - i\alpha}, \quad (\text{E2})$$

where α is to be sent to zero and the average is performed over the eigenstates of the mean-field Hamiltonian given in Appendix C. Because of the Fermi functions combination, only interband matrix elements contribute. After some algebra we get

$$\delta H = \int \frac{d^2 p}{|BZ|} (B_{\mathbf{p}}^\dagger \ B_{-\mathbf{p}}) \begin{pmatrix} A_{11,\mathbf{p}} & A_{12,\mathbf{p}} \\ A_{21,\mathbf{p}} & A_{22,\mathbf{p}} \end{pmatrix} \begin{pmatrix} B_{\mathbf{p}} \\ B_{-\mathbf{p}}^\dagger \end{pmatrix}, \quad (\text{E3})$$

where

$$A_{11,\mathbf{p}} = A_{22,\mathbf{p}} = \frac{1}{2} \int \frac{d^2 q}{|BZ|} [f_\beta(-E_{\mathbf{q}}) - f_\beta(E_{\mathbf{q}})] \frac{h_{\mathbf{q}} \cdot h_{\mathbf{q}+\mathbf{p}} + E_{\mathbf{q}} E_{\mathbf{q}+\mathbf{p}}}{(E_{\mathbf{q}} + E_{\mathbf{q}+\mathbf{p}}) E_{\mathbf{q}} E_{\mathbf{q}+\mathbf{p}}}, \quad (\text{E4})$$

$$A_{12,\mathbf{p}} = A_{21,\mathbf{p}}^* = -\frac{1}{2} \int \frac{d^2 q}{|BZ|} [f_\beta(-E_{\mathbf{q}}) - f_\beta(E_{\mathbf{q}})] \frac{e^{2i\phi} \Delta^2}{(E_{\mathbf{q}} + E_{\mathbf{q}+\mathbf{p}}) E_{\mathbf{q}} E_{\mathbf{q}+\mathbf{p}}}, \quad (\text{E5})$$

where $h_{\mathbf{q}} \cdot h_{\mathbf{q}+\mathbf{p}} = h_{1,\mathbf{q}} h_{1,\mathbf{q}+\mathbf{p}} + h_{2,\mathbf{q}} h_{2,\mathbf{q}+\mathbf{p}}$. In order to approach the structure of elementary excitations above the mean-field ground state, we have to subtract Eq. (E3) from the mean-field background energy:

$$\delta H_{\text{MF}} = \int \frac{d^2 q}{|BZ|} \frac{f_\beta(-E_{\mathbf{q}}) - f_\beta(E_{\mathbf{q}})}{2E_{\mathbf{q}}} \int \frac{d^2 p}{|BZ|} (B_{\mathbf{p}}^\dagger B_{\mathbf{p}} + B_{-\mathbf{p}} B_{-\mathbf{p}}^\dagger). \quad (\text{E6})$$

Elementary manipulations turn the combination of Fermi functions into the hyperbolic tangent of Eq. (7). We proceed further for the $T = 0$ and effective low-energy Dirac approximation. Performing the gradient expansion to quadratic order, we get

$$\delta H_{\text{MF}} - \delta H \approx \frac{1}{4\pi} \int \frac{d^2 p}{(2\pi)^2} \begin{pmatrix} B_{\mathbf{p}}^\dagger \\ B_{-\mathbf{p}} \end{pmatrix}^T \begin{pmatrix} \Delta + \frac{5}{12\Delta} p^2 & e^{-2i\phi} (\Delta - \frac{1}{12\Delta} p^2) \\ e^{2i\phi} (\Delta - \frac{1}{12\Delta} p^2) & \Delta + \frac{5}{12\Delta} p^2 \end{pmatrix} \begin{pmatrix} B_{\mathbf{p}} \\ B_{-\mathbf{p}}^\dagger \end{pmatrix}. \quad (\text{E7})$$

The diagonalization can be readily done by a unitary rotation into the real base. For small momenta, the two (longitudinal and transversal) spectral branches are

$$E_{\text{long}}(p) \approx \frac{p^2 + 6\Delta^2}{12\pi\Delta}, \quad E_{\text{trans}}(p) \approx \frac{p^2}{8\pi\Delta}. \quad (\text{E8})$$

-
- [1] J. G. Bednorz and K. A. Müller, Possible high T_c superconductivity in the Ba-La-Cu-O system, *Z. Phys. B* **64**, 189 (1986).
- [2] Y. Cao *et al.*, Unconventional superconductivity in magic-angle graphene superlattices, *Nature (London)* **556**, 43 (2018).
- [3] Y. Cao *et al.*, Correlated insulator behavior at half-filling in magic angle graphene superlattices, *Nature (London)* **556**, 80 (2018).
- [4] H. Murata *et al.*, High-electrical-conductivity multilayer graphene formed by layer exchange with controlled thickness and interlayer, *Sci. Rep.* **9**, 4068 (2019).
- [5] A. Geim and I. Grigorieva, Van der Waals heterostructures, *Nature (London)* **499**, 419 (2013).
- [6] T. Song *et al.*, Giant tunneling magnetoresistance in spin-filter van der Waals heterostructures, *Science* **360**, 1214 (2018).
- [7] Y. Saito, T. Nojima, and Y. Iwasa, Highly crystalline 2D superconductors, *Nat. Rev. Mater.* **2**, 16094 (2017).
- [8] L. V. Butov, A. L. Ivanov, A. Imamoglu, P. B. Littlewood, A. A. Shashkin, V. T. Dolgoplov, K. L. Campman, and A. C. Gossard, Stimulated Scattering of Indirect Excitons in Coupled Quantum Wells: Signature of a Degenerate Bose-Gas of Excitons, *Phys. Rev. Lett.* **86**, 5608 (2001).
- [9] M. Kellogg, I. B. Spielman, J. P. Eisenstein, L. N. Pfeiffer, and K. W. West, Observation of Quantized Hall Drag in a Strongly Correlated Bilayer Electron System, *Phys. Rev. Lett.* **88**, 126804 (2002).
- [10] I. B. Spielman, M. Kellogg, J. P. Eisenstein, L. N. Pfeiffer, and K. W. West, Onset of interlayer phase coherence in a bilayer two-dimensional electron system: Effect of layer density imbalance, *Phys. Rev. B* **70**, 081303(R) (2004).
- [11] E. Tutuc, M. Shayegan, and D. A. Huse, Counterflow Measurements in Strongly Correlated GaAs Hole Bilayers: Evidence for Electron-Hole Pairing, *Phys. Rev. Lett.* **93**, 036802 (2004).
- [12] D. Y. Qiu, F. H. Da Jornada, and S. G. Louie, Optical Spectrum of MoS2: Many-Body Effects and Diversity of Exciton States, *Phys. Rev. Lett.* **111**, 216805 (2013).
- [13] M. M. Fogler, L. V. Butov, and K. S. Novoselov, High-temperature superfluidity with indirect excitons in van der Waals heterostructures, *Nat. Commun.* **5**, 4555 (2014).
- [14] J. I. A. Li *et al.*, Excitonic superfluid phase in double bilayer graphene, *Nat. Phys.* **13**, 751 (2017).
- [15] X. Liu *et al.*, Interlayer fractional quantum Hall effect in a coupled graphene double layer, *Nat. Phys.* **15**, 893 (2019).
- [16] J. Gonzalez, F. Guinea, and M. A. H. Vozmediano, Non-Fermi liquid behavior of electrons in the half-filled honeycomb lattice (A renormalization group approach), *Nucl. Phys. B* **424**, 595 (1994).
- [17] J. González, F. Guinea, and M. A. H. Vozmediano, Marginal-Fermi-liquid behavior from two-dimensional Coulomb interaction, *Phys. Rev. B* **59**, R2474(R) (1999).
- [18] M. A. H. Vozmediano and F. Guinea, Effect of Coulomb interactions on the physical observables of graphene, *Phys. Scr.* **2012**, 014015 (2012).
- [19] S. Kettmann and K. B. Efetov, Interlayer pairing in layered superconductors, *Phys. Rev. B* **46**, 8515 (1992).
- [20] O. L. Berman, R. Ya. Kezerashvili, Y. E. Lozovik, and K. G. Ziegler, Electron-hole superfluidity controlled by a periodic potential, *Phys. Rev. B* **100**, 134514 (2019).

- [21] D. V. Kulakovskii and Y. E. Lozovik, Screening and rearrangement of excitonic states in double layer systems, *J. Exp. Theor. Phys.* **98**, 1205 (2004).
- [22] Y. E. Lozovik and V. I. Yudson, Feasibility of superfluidity of paired spatially separated electrons and holes; a new superconductivity mechanism, *Sov. Phys. JETP Lett.* **22**, 26 (1975); A new mechanism for superconductivity: Pairing between spatially separated electrons and holes, **44**, 389 (1976).
- [23] P. Fulde and R. A. Ferrell, Superconductivity in a strong spin-exchange field, *Phys. Rev.* **135**, A550 (1964).
- [24] A. I. Larkin and Y. N. Ovchinnikov, Inhomogeneous state of superconductors, *Sov. Phys. JETP* **20**, 762 (1965).
- [25] L. Świerkowski, D. Neilson, and J. Szymański, Enhancement of Wigner Crystallization in Multiple-Quantum-Well Structures, *Phys. Rev. Lett.* **67**, 240 (1991).
- [26] G. Goldoni and F. M. Peeters, Stability, dynamical properties, and melting of a classical bilayer Wigner crystal, *Phys. Rev. B* **53**, 4591 (1996).
- [27] G. Goldoni and F. M. Peeters, Wigner crystallization in quantum electron bilayers, *Europhys. Lett.* **37**, 293 (1997); Erratum: **38**, 319 (1997).
- [28] I. V. Schweiger, V. A. Schweiger, and F. M. Peeters, Melting of the Classical Bilayer Wigner Crystal: Influence of Lattice Symmetry, *Phys. Rev. Lett.* **82**, 5293 (1999).
- [29] P. B. Allen, Electron transport, in *Conceptual Foundations of Materials*, edited by S. G. Louie and M. L. Cohen (Elsevier, Amsterdam, 2006), Chap. 6.
- [30] G. Vignale and A. H. MacDonald, Drag in Paired Electron-Hole Layers, *Phys. Rev. Lett.* **76**, 2786 (1996).