


## Squeezed hole spin qubits in Ge quantum dots with ultrafast gates at low power

Stefano Bosco<sup>1</sup>,\* Mónica Benito,<sup>†</sup> Christoph Adelsberger, and Daniel Loss  
 Department of Physics, University of Basel, Klingelbergstrasse 82, 4056 Basel, Switzerland

 (Received 30 March 2021; revised 23 August 2021; accepted 26 August 2021; published 20 September 2021)

Hole spin qubits in planar Ge heterostructures are one of the frontrunner platforms for scalable quantum computers. In these systems, the spin-orbit interactions permit efficient all-electric qubit control. We propose a minimal design modification of planar devices that enhances these interactions by orders of magnitude and enables low power ultrafast qubit operations in the GHz range. Our approach is based on an asymmetric potential that strongly squeezes the quantum dot in one direction. This confinement-induced spin-orbit interaction does not rely on microscopic details of the device such as growth direction or strain and could be turned on and off on demand in state-of-the-art qubits.

DOI: [10.1103/PhysRevB.104.115425](https://doi.org/10.1103/PhysRevB.104.115425)

### I. INTRODUCTION

Holes in germanium (Ge) are promising candidates for semiconductor based quantum information processing [1]. Ge is one of the frontrunner materials for spin qubits because the noise caused by hyperfine interactions can be strongly suppressed by isotopic purification [2], and holes do not suffer from valley degeneracies, a limiting factor for electrons [3]. In addition, holes exhibit a strong spin-orbit interaction (SOI), which enables electrically controlled single [4–7] and two-qubit gates [8]. Among the several possible architectures, quantum dots in planar Ge/SiGe heterostructures are one of the most advanced. Singlet-triplet encoding [9] as well as a four-qubit quantum processor have been demonstrated [10], and the high degree of compatibility of these systems with CMOS technology paves a way towards scalable quantum computers [11].

In current Ge/SiGe devices, the quantum dots are rather symmetric, with a lateral confinement much smoother than the heterostructure width. This design results in a SOI that is cubic in momentum [12] and that inherently relies on small anisotropies of the valence band of Ge [13] and anharmonicities of the lateral confinement [14]. In contrast, in Ge wires, the holes are tightly confined in two directions and show a much larger direct Rashba (DR) SOI [15–20] that is linear in momentum and only weakly depends on valence band anisotropies. The DRSOI is consistent with the faster Rabi oscillations observed in wires [5,6] compared to planar qubits [7].

In this paper, we propose a minimal modification of state-of-the-art Ge/SiGe qubits that results in orders of magnitude larger Rabi frequencies, enabling power efficient ultrafast gates. Our approach is based on a squeezed dot, where one of the lateral directions is tightly confined. This design takes full advantage of the hole physics by recovering the large DRSOI

typical of wires and in contrast to alternative proposals [21] only weakly depends on the growth direction of the heterostructure. The DRSOI also opens up to the possibility of strongly coupling these qubits to microwave resonators [22,23], potentially enabling long-range interactions between distant qubits and surface code architecture [24].

### II. THEORETICAL MODEL

We examine the Ge quantum dot sketched in Fig. 1 and modelled by the Hamiltonian

$$H = \left( \gamma_1 + \frac{5\gamma_s}{2} \right) \frac{p^2}{2m} - \frac{\gamma_s}{m} (\mathbf{p} \cdot \mathbf{J})^2 + |b|\varepsilon_0 J_z^2 + V_C - eEz + H_B, \quad (1)$$

where  $m$  is the electron mass,  $\mathbf{p} = -i\hbar\nabla$  is the canonical momentum [ $p^2 = -\hbar^2\nabla^2$ ] and  $\mathbf{J} = (J_x, J_y, J_z)$  is the vector of spin 3/2 matrices. Heavy holes (HH) and light holes (LH) are mixed by the isotropic Luttinger-Kohn (LK) parameters  $\gamma_1 \approx 13.35$  and  $\gamma_s \equiv (\gamma_2 + \gamma_3)/2 \approx 4.96$  [25], and by the Bir-Pikus strain energy  $b\varepsilon_0$  [26], where  $b = -2.16$  eV and  $\varepsilon_0 \equiv \varepsilon_{\parallel} - \varepsilon_{zz} \approx 1.74\varepsilon_{\parallel}$ . The uniaxial strain caused by the mismatch of the lattice constants in the heterostructure is described by the strain tensor  $\varepsilon_{ij} \approx \delta_{ij}\varepsilon_{ii}$ , with  $\varepsilon_{xx} = \varepsilon_{yy} \equiv \varepsilon_{\parallel}$  and  $\varepsilon_{zz} = -2C_{12}\varepsilon_{\parallel}/C_{11} \approx -0.74\varepsilon_{\parallel}$  [ $C_{ij}$  are the elastic constants of Ge] [12,13].

The confinement energy  $V_C = V_z(z) + \sum_{i=x,y} \hbar\omega_i r_i^2/2l_i^2$  comprises an abrupt potential  $V_z$  modeling the boundaries of a heterostructure of width  $w$ , and an electrostatic potential in the  $\mathbf{r} = (x, y)$  plane, parameterized by the harmonic lengths  $l_i$  and by the frequencies  $\omega_i \equiv \hbar\gamma_1/ml_i^2$ . While dc electric fields in the  $\mathbf{r}$  plane have no effect on the system, the externally tunable electric field  $E > 0$  compresses the wavefunction within a length  $l_E \equiv (\hbar^2\gamma_1/2mE)^{1/3} \approx 8 \text{ nm} \times E^{-1/3}$  from the top boundary of the heterostructure [27] and controls the SOI. To simplify the notation, throughout the paper  $E$  is given in V/ $\mu\text{m}$ . The lengths  $l_{x,y,E}$  introduced here are parameters that model the electrostatic potential and depend on an

\*stefano.bosco@unibas.ch

<sup>†</sup>Present address: Institute of Physics, University of Augsburg, 86135 Augsburg, Germany

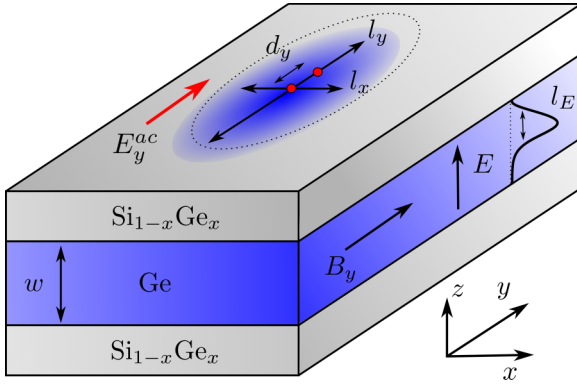


FIG. 1. Squeezed hole qubit. A quantum dot is defined in a Ge well of width  $w$  sandwiched between two  $\text{Si}_{1-x}\text{Ge}_x$  layers. The hole wave function is localized within a region of width  $l_E$  from the top interface of the heterostructure by a dc electric field  $E$  and is confined in the  $(x, y)$  plane by an anisotropic harmonic potential parameterized by the lengths  $l_x$  and  $l_y$ . Different spin states are gapped by an in-plane magnetic field  $B_y$ . An ac electric field  $E_y^{ac}$  shifts the dot time-dependently by  $d_y$ , resulting in ultrafast Rabi oscillations.

average hole mass  $m/\gamma_1$ . To define the qubit, we include an external magnetic field  $\mathbf{B}$ , typically of a few hundreds of millitesla. The resulting Hamiltonian  $H_{\mathbf{B}} = H_Z + H_O$  comprises the Zeeman energy  $H_Z = 2\mu_B \mathbf{B} \cdot (\kappa \mathbf{J} + q \mathbf{J}^3)$  [25] and the orbital contribution  $H_O \approx -2e\gamma_s \{\mathbf{A} \cdot \mathbf{J}, \mathbf{p} \cdot \mathbf{J}\}/m$  coming from the Peierls substitutions  $\mathbf{p} \rightarrow \pi = \mathbf{p} + e\mathbf{A}$ , with  $\mathbf{A} = -(B_z y, 0, B_y x - B_x y)$  being the vector potential. We neglect irrelevant shifts of the dot and corrections  $\mathcal{O}(\mathbf{B}^2)$ .

### III. OPTIMAL CONDITIONS FOR THE DRSOI

In the squeezed dot sketched in Fig. 1,  $E$  induces a DRSOI  $H_{\text{SO}} = v p_y \sigma_x$ , which tends to align the ground-state quasidegenerate Kramers partners to the  $x$  direction. To predict the optimal design for the DRSOI, we estimate the spin-orbit velocity  $v$  by first diagonalizing  $H$  at  $p_y = 0$  and  $\mathbf{B} = 0$ , and then projecting  $H_1 = -2\gamma_s p_y \{J_y, p_x J_x + p_z J_z\}/m$  onto the ground-state subspace [28]. Here,  $\{A, B\} = (AB + BA)/2$ . The SOI depends on the lengths  $l_{x,E}$  and  $w$ , and on the strain  $\epsilon_0$ .

We first set  $\epsilon_0 = 0$ , and in Fig. 2(a), we show how  $v$  varies as a function of  $l_x/l_E$  for heterostructures with different widths  $w$ . When  $l_x \ll l_E$ , the SOI is accurately described by the expansion  $\hbar v \approx 5.1 \hbar^2 l_x^2 / m l_E^3 = 0.76 e E l_x^2$ , independent of  $w$ . As the ratio  $l_x/l_E$  increases,  $v$  reaches the maximal value  $v^*$  at  $l_x = l_x^*$ , and then decays as  $v \propto l_E / l_x^2 \propto E^{-1/3}$  for  $l_x \gg l_E$ .

The position and value of the maximal SOI depend on  $w$  and these dependencies are very well approximated by simple fitting formulas in Fig. 2(b). The optimal SOI saturates to  $\hbar v^* = 2.56 \hbar^2 / m l_E \approx 25 \text{ meV nm} \times E^{1/3}$  when  $w \gtrsim 3l_E \approx 24 \text{ nm} \times E^{-1/3}$ ; this condition is easily met in state-of-the-art devices, where  $w \in [15, 30] \text{ nm}$  and  $E \gtrsim 1 \text{ V}/\mu\text{m}$  [1]. We remark that the case  $w \gg l_E$  also describes inversion layers.

The condition for the optimal length  $l_x^* \approx 0.81 l_E$  requires a strong harmonic potential  $\hbar \omega_x = 24 \text{ meV} \times E^{2/3}$  that compresses the wave function in a region shorter than  $6.5 \text{ nm} \times E^{-1/3}$ . While not unrealistic for industry standards [29], we can relax this constraint by introducing the quantity  $l_x^m$ ,

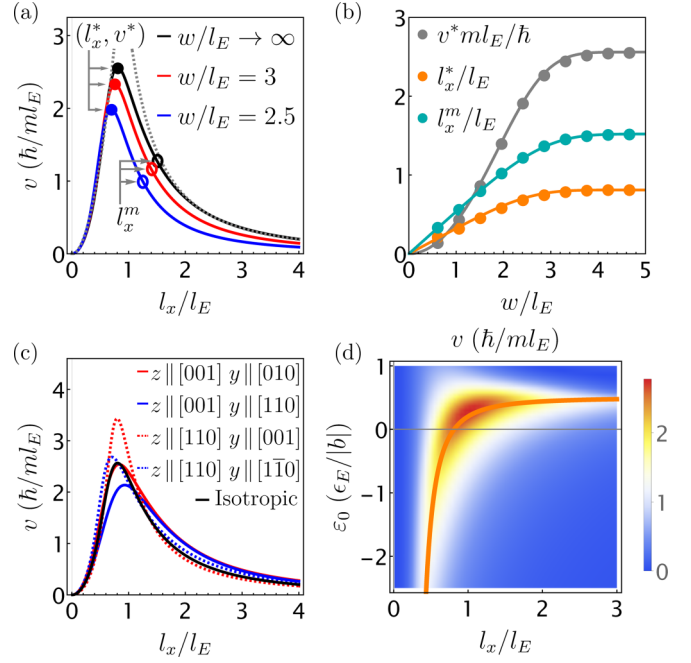


FIG. 2. DRSOI in a squeezed Ge dot. The spin-orbit velocity  $v$  and the lengths are in units of  $\hbar/ml_E \approx 9.53 \text{ meV nm} \times E^{1/3}/\hbar$  and  $l_E \approx 8 \text{ nm} \times E^{-1/3}$ , respectively.  $E$  is in  $\text{V}/\mu\text{m}$ . In (a), we show  $v$  against  $l_x$  for different values of  $w$ . The gray dashed lines are the asymptotic limits  $v = 5.1 \hbar l_x^2 / m l_E^3$  and  $v = 3.16 \hbar l_E / m l_x^2$  obtained when  $w \gg l_E$  for small and large  $l_x/l_E$ , respectively. The largest SOI  $v = v^*$  is reached at  $l_x = l_x^*$ , while  $v = v^*/2$  at  $l_x = l_x^m > l_x^*$ . The dependence of these parameters on  $w$  is shown in (b); dots and lines are respectively numerical and the fitting formulas  $v^* = 2.56 \text{erf}(0.14 w^2 / l_E^2) \hbar / m l_E$ ,  $l_x^* = 0.81 l_E \sqrt{\text{erf}(0.14 w^2 / l_E^2)}$  and  $l_x^m = 1.52 l_E \sqrt{\text{erf}(0.11 w^2 / l_E^2)}$ . In (c) and (d), we focus on the  $w \gg l_E$  case. In (c), we study the effect of the anisotropies  $\gamma_2 \neq \gamma_3$  of the LK Hamiltonian for different confinement directions, and in (d), we consider strained Ge. The strain  $\epsilon_0$  is in units of  $\epsilon_E/|b| \approx 0.37\% \times E^{2/3}$ . The largest SOI is reached along the orange curve  $|b|\epsilon_0/\epsilon_E = 0.5 - 0.2/(0.18 - l_x/l_E)^2$ .

defined as the largest value of  $l_x$  that guarantees  $v > v^*/2$ , see Fig. 2(a). As shown in Fig. 2(b), this results in the experimentally accessible length  $l_x^m \approx 12 \text{ nm} \times E^{-1/3}$  at  $w \gg l_E$ .

The isotropic LK Hamiltonian in Eq. (1) neglects small cubic anisotropies [25]. When these terms are included,  $v$  depends on the alignment between confinement and crystallographic axes. As shown in Fig. 2(c), a more refined analysis analogous to Ref. [28] shows that the isotropic approximation describes well the system, but there are special orientations at which the DRSOI is enhanced: the DRSOI is largest when  $z \parallel [110]$  and  $y \parallel [001]$  [18,28]. In contrast to other proposals [21] for obtaining DRSOI in Ge heterostructures, in our approach, this particular growth direction is convenient but not required. Also, because here the DRSOI originates from the confinement potential and not from the small anisotropies of Ge, the maximal SOI  $\hbar v^*$  is more than 5 times larger than in Ref. [21] at comparable electric fields.

The strong DRSOI persists in strained heterostructures. In Fig. 2(d), we analyze the dependence of  $v$  on  $l_x/l_E$  in a strained device with  $w \gg l_E$ . Here, we measure the strain  $\epsilon_0$

in units of  $\epsilon_E/|b|$ , with  $\epsilon_E \equiv \hbar^2\gamma_1/2ml_E^2$  being the electric energy. Compressive strain with  $\epsilon_0 < 0$  tends to align the spin quantization axis to the  $z$  direction, thus reducing the HH-LH mixing and the DRSOI. However, in the range of parameters studied, the maximal SOI is only halved. In this case, a tighter lateral confinement is required to reach the optimal DRSOI and the wavefunction needs to be further squeezed to  $l_x \approx 0.44l_E$ . In contrast to Ge/Si core/shell wires, where the strain increases the small gap between ground and first excited states [15,16,18], and to electron-based devices, where strain removes the valley degeneracy [3], in planar hole systems, strain is not fundamentally required and could potentially be minimized.

#### IV. RABI DRIVING IN A SQUEEZED QUANTUM DOT

In a squeezed Ge quantum dot, the large DRSOI enables ultrafast qubit operations. In fact, a time-dependent shift of the dot caused by ac in-plane fields  $E_{x,y}(t)$  can drive transitions between different qubit states via EDSR [30]. This effect can be understood by moving to a frame that oscillates with the center of the dot at position  $\mathbf{d}(t) = (d_x(t), d_y(t))$  with  $d_i(t) \equiv eE_i(t)l_i^2/\hbar\omega_i$  via the time-dependent translation  $T = e^{-i\mathbf{p}\cdot\mathbf{d}/\hbar}$ . In this frame, the hole still evolves according to  $H$ , but feels additionally the external drive  $H_D(t) = -i\hbar T^\dagger \partial_t T = -\mathbf{p} \cdot \partial_t \mathbf{d}(t)$ . When the dot is strongly confined in the  $x$  direction, the oscillation is restricted to the  $y$  direction and the system is modelled by the wire Hamiltonian

$$H_W = \frac{p_y^2}{2\tilde{m}} + \frac{\tilde{m}\tilde{\omega}_y^2}{2}y^2 + v p_y \sigma_x + \frac{\mu_B}{2} \mathbf{B} \cdot \tilde{\mathbf{g}} \cdot \sigma - p_y \partial_t d_y(t), \quad (2)$$

acting on the Kramer partners  $|\uparrow\rangle$  and  $|\downarrow\rangle$ . Here, we introduce a matrix  $\tilde{g}_{ij} = \delta_{ij}(\alpha_i - \beta_i p_y^2/\hbar^2)$  of wire  $g$  factors, which is diagonal because of symmetry [28,31] and includes momentum dependent corrections  $\beta_i$  [15,16]. We rewrite the harmonic confinement in terms of the orbital gap  $\tilde{\omega}_y$  that accounts for the effective mass  $\tilde{m}$  of the ground state doublet, i.e.,  $\tilde{\omega}_y = \omega_y \sqrt{m/\gamma_1 \tilde{m}}$ . In analogy, the dot width is  $\tilde{l}_y = l_y \sqrt{m/\gamma_1 \tilde{m}}$ .

When the drive and the Zeeman energy are much smaller than  $\tilde{\omega}_y$ , an effective quantum dot theory is obtained by projecting Eq. (2) onto the ground states  $\Psi_{\uparrow\downarrow} = \psi(y)e^{-i\sigma_x y/l_{so}}|\uparrow\downarrow\rangle$  of  $H_W$  at  $\mathbf{B} = E_y(t) = 0$ . The transformation  $e^{-i\sigma_x y/l_{so}}$  removes the SOI, we introduce the spin-orbit length  $l_{so} \equiv \hbar/\tilde{m}v$ , and  $\psi(y) = e^{-y^2/2\tilde{l}_y^2}/\sqrt{\pi\tilde{l}_y^2}$ . If we now specialize our analysis to the case  $\mathbf{B} = B_y \mathbf{e}_y$ , the resulting qubit Hamiltonian is

$$H_Q = \frac{\mu_B}{2} g_{yy} B_y \sigma_y + \epsilon_D(t) \sigma_x, \quad (3)$$

where the dot  $g$  factor [15–17,32] and the driving  $\epsilon_D(t)$  are respectively

$$g_{yy} = \left( \alpha_y - \frac{\beta_y}{2\tilde{l}_y^2} \right) e^{-\frac{\tilde{l}_y^2}{l_{so}^2}}, \quad (4a)$$

$$\epsilon_D(t) = \frac{\hbar \partial_t d_y(t)}{l_{so}} = \frac{\tilde{l}_y}{l_{so}} \frac{e \partial_t E_y(t) \tilde{l}_y}{\tilde{\omega}_y}. \quad (4b)$$

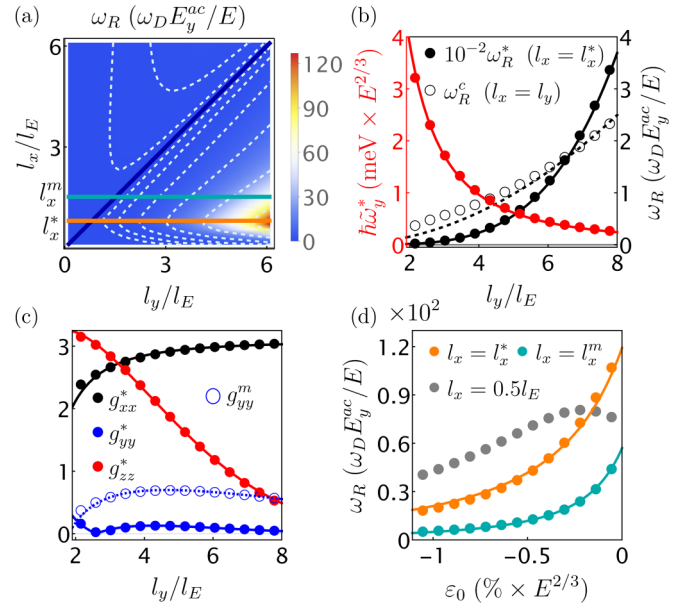


FIG. 3. Rabi driving of a squeezed dot. We compare analytical results (lines) with numerical simulations (dots) of a three-dimensional dot driven by a field with amplitude  $E_y^{\text{ac}}$  and frequency  $\omega_D$ . Here,  $w \gg l_E$ . In (a), we analyze the dependence of Rabi frequency  $\omega_R$  on the aspect ratio of the dot. In (b), we show  $\omega_R$  (black) against  $l_y$  in the DR ( $l_x = l_x^* = 0.81l_E$ ) and cubic ( $l_x = l_y$ ) SOI regime. In the latter case, we use the anisotropic LK Hamiltonian and  $z \parallel [001]$ . To facilitate the comparison,  $\omega_R^*$  has been reduced by a factor  $10^2$ . The energy gap  $\tilde{\omega}_y^*$  at  $l_x = l_x^*$  is shown in red. In (c) we show the  $g$  tensor at  $l_x = l_x^*$  against  $l_y$ ; hollow dots show  $g_{yy}$  at  $l_x = l_x^*$ . Assuming  $\tilde{l}_y \approx l_y$ , we find a good fit for  $(\alpha_x^*, \beta_x^*/l_E^2) = (3.09, 7.72)$ ,  $(\alpha_z^*, \beta_z^*/l_E^2) = (3.92, 2)$ ,  $(\alpha_y^*, \beta_y^*/l_E^2) = (0.37, 5.02)$  and  $(\alpha_y^m, \beta_y^m/l_E^2) = (0.98, 6.38)$ . In (d) we examine  $\omega_R$  at  $l_y = 6l_E$  against  $\epsilon_0$  for different values of  $l_x$ ; solid lines mark the fitting formulas discussed in the text. In the left (bottom) label of (b) [(d)],  $E$  is in  $\text{V}/\mu\text{m}$ .

Considering an harmonic drive  $E_y(t) = E_y^{\text{ac}} \sin(\omega_D t)$  at the resonance  $\omega_D = g_{yy} \mu_B B_y$  the qubit shows Rabi oscillations with frequency

$$\omega_R = \frac{l_y}{2l_{so}} \left( \frac{l_y}{l_E} \right)^3 \frac{E_y^{\text{ac}}}{E} \omega_D. \quad (5)$$

Because our analysis treats the SOI exactly, it is applicable for arbitrary SOI strengths. At resonance, it also agrees with the perturbative results in Ref. [30] and the oscillation correctly vanishes when  $E_y$  is static. By substituting the operators  $T$  with magnetic translations [17], one can show that at resonance the orbital effects only give corrections  $\mathcal{O}(\mathbf{B}^2)$  and are neglected here.

In Fig. 3, we use these analytical formulas to interpret the results of a full three-dimensional numerical simulation of the dot in Fig. 1 when  $w \gg l_E$ . In this simulation,  $\omega_R$  and  $g_{ii}$  are obtained by discretizing the Hamiltonian in Eq. (1) at  $E_y(t) = \mathbf{B} = 0$ , and by projecting  $H_D(t)$  and  $H_{\mathbf{B}}$  onto the ground-state subspace. The energy gap between this subspace and the first excited state is the gap  $\tilde{\omega}_y$ . In Fig. 3(a), we show the Rabi frequency  $\omega_R$  as a function of the aspect ratio of the dot. We first neglect the strain and set  $\epsilon_0 = 0$ . When  $l_x = l_y$  (blue line)



the dot is isotropic and  $\omega_R$  vanishes. In contrast,  $\omega_R$  is strongly enhanced at  $l_x \sim l_E$  and  $l_y \gtrsim 2l_E$ , where the DRSOI is large.

In Fig. 3(b), we examine in more detail these two cases. When  $l_x = l_y$ , a Rabi frequency  $\omega_R^c \approx 0.039\omega_D E_y^{\text{ac}} l_y^2 / E l_E^2$  consistent with a cubic SOI [12,13] is recovered for  $z \parallel [001]$  when including the LK anisotropies  $\gamma_2 \neq \gamma_3$  [13]. Because  $(\gamma_3 - \gamma_2)/\gamma_1 \approx 0.1$ , this contribution is much smaller than the DRSOI: in the range of parameter analyzed here and for a driving field with  $\omega_D = 3$  GHz and  $E_y^{\text{ac}}/E = 2\%$  [5], we estimate a maximal value  $\omega_R^c \approx 150$  MHz, in reasonable agreement with both theory [12,13] and experiments [7,8]. In contrast, in the DR regime, the Rabi frequency grows as  $\omega_R \propto l_y^4$ , see Eq. (5), roughly independently of the growth direction, resulting in  $\omega_R^* \sim 200\omega_D E_y^{\text{ac}}/E \sim 12$  GHz at  $l_x = l_x^*$ . This frequency is two orders of magnitude larger than  $\omega_R^c$ , thus enabling faster gates at lower power. We extract  $\tilde{m}$  and  $l_{so}^*$  from the slope of  $\tilde{\omega}_y^* \propto l_y^{-2}$  and  $\omega_R^*$ . In the regime of parameters studied (also including strain),  $\tilde{m}$  varies at most of  $\pm 20\%$  from  $m/\gamma_1$ , resulting in a maximal variation of  $\tilde{\omega}_y$  and  $\tilde{l}_y$  of  $\pm 10\%$  and  $\pm 5\%$  from  $\omega_y$  and  $l_y$ , respectively. Consequently,  $l_{so}^* \approx \gamma_1 l_E / 2.56 \approx 42 \text{ nm} \times E^{-1/3}$ , in good agreement with the fitted value  $l_{so}^* = 44 \text{ nm} \times E^{-1/3}$ .

The  $g$  factors are described well by Eq. (4a) and equivalent expressions in other directions (without the Gaussian decay  $e^{-l_y^2/l_w^2}$  for  $g_{xx}$ ) as shown in Fig. 3(c). When  $\mathbf{B} = B_y \mathbf{e}_y$ , at the confinement potential maximizing the DRSOI the Zeeman gap is small because  $g_{yy}^* \approx 0.1$ . Larger gaps are obtained by rotating the magnetic field to the  $z$  direction or by widening the dot: at  $l_x = l_x^m$ ,  $g_{yy}^m \approx 7g_{yy}^*$  and the DRSOI is only halved, thus still enabling above GHz Rabi oscillations.

In Fig. 3(d), we analyze the dependence of  $\omega_R$  on  $\varepsilon_0$  in a strained dot with  $l_y = 6l_E \approx 48 \text{ nm} \times E^{-1/3}$ . When  $l_x/l_E \gtrsim l_x^*$ , we find that the effect of strain is accurately captured by the fitting formula  $\omega_R(\varepsilon_0) = \omega_R(0)/(1 - \varepsilon_0/\bar{\varepsilon})^2$ , where  $\bar{\varepsilon}$  is a positive parameter that decreases from  $\bar{\varepsilon}^* = 0.72\% \times E^{2/3}$  to  $\bar{\varepsilon}^m = 0.42\% \times E^{2/3}$  when  $l_x = [l_x^*, l_x^m]$ . In strained devices,  $\omega_R$  is enhanced by reducing  $l_x$  [gray dots in the figure] or increasing  $l_y$  [ $\omega_R(0) \propto l_y^4$ ].

## V. SQUEEZED QUBITS IN STATE-OF-THE-ART DEVICES

To conclude our analysis, we simulate explicitly a squeezed qubit in currently available devices [33]. In Fig. 4(a), we show the Rabi and Zeeman frequencies as a function of  $E$  in a dot with lateral sizes  $l_x = 10 \text{ nm}$  and  $l_y = 50 \text{ nm}$  and well width  $w = 20 \text{ nm}$ . The dot is driven at resonance by a realistic ac electric field  $E_y^{\text{ac}} = 0.02 \text{ V}/\mu\text{m}$  [5] and is subjected to a magnetic field  $B_y = 0.5 \text{ T}$ . We relate the strain  $\varepsilon_0 \approx 1.74\varepsilon_{\parallel} \approx -5.4\%(1-x)$  to the Ge concentration  $x$  in the barriers (see Fig. 1), by using the linear interpolation  $\varepsilon_{\parallel} \approx -0.62\%(1-x)/(1-0.8)$ , based on the measured value  $\varepsilon_{\parallel} \approx -0.62\%$  at  $x = 0.8$  [33]. In this design, the Zeeman energy is around 3 GHz and is 22 to 43 times smaller than  $\tilde{\omega}_y \gtrsim 420 \mu\text{eV}$ . The Rabi frequency is in the GHz range and doubles when  $x$  changes from 0.8 to 0.9. These values are comparable to the estimated values in Ge nanowires [16] and result in ultrafast qubit gates. At the same time, because  $\omega_R \propto E_y^{\text{ac}}$ , the strong DRSOI enables power efficient operations and currently achieved Rabi frequencies  $\omega_R \sim$

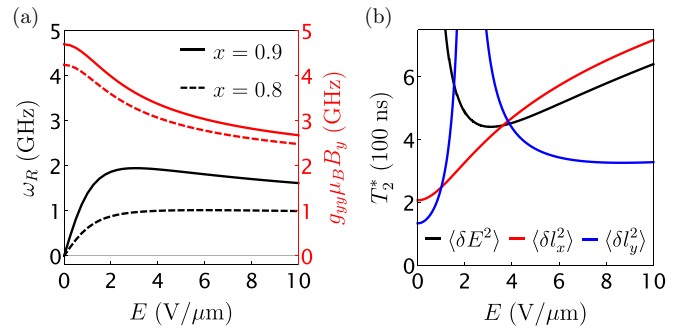


FIG. 4. Squeezed qubits in state-of-the-art devices. We simulate the dot in Fig. 1 with realistic parameters  $w = 20 \text{ nm}$ ,  $l_x = 10 \text{ nm}$  and  $l_y = 50 \text{ nm}$ ; we use  $B_y = 0.5 \text{ T}$  and  $E_y^{\text{ac}} = 0.02 \text{ V}/\mu\text{m}$ . In (a), we show the Rabi (black) and Zeeman (red) frequencies  $\omega_R$  and  $g_{yy}\mu_B B_y/h$  against  $E$  for two devices with different concentration of Ge  $x = 0.9$  (solid) and  $x = 0.8$  (dashed) ( $\varepsilon_0 = -0.54\%$  and  $\varepsilon_0 = -1.08\%$ , respectively). In (b), we estimate the dephasing at  $x = 0.9$ ; we use  $\sqrt{\langle \delta E^2 \rangle}/E = 10^{-3}$  and  $\sqrt{\langle \delta \omega_i^2 \rangle} = 2\omega_i \sqrt{\langle \delta l_i^2 \rangle}/l_i = 5 \mu\text{eV}$ .

100 MHz [7–10] are reached at the modest driving amplitude  $E_y^{\text{ac}} \approx 2 \times 10^{-3} \text{ V}/\mu\text{m}$ .

Finally, in Fig. 4(b), we estimate the lifetime of this qubit when left idle. Assuming  $1/f$  charge noise, the fluctuations of  $g_{yy}$  as a function of  $l_{x,y}$  and  $E$  result in a dephasing time  $T_2^* \approx [\mu_B B_y \sqrt{\langle \delta \eta^2 \rangle} \partial g_{yy} / \sqrt{2\pi \hbar \delta \eta}]^{-1} \sim 300 \text{ ns}$ . Here,  $\eta = l_x, l_y, E$  and we neglect logarithmic corrections of  $T_2^*$  [34].

We note that the estimated value of  $T_2^*$  caused by the charge noise is orders of magnitude smaller than the relaxation time caused by phonons [35–37], but it is comparable to the relaxation time caused by hyperfine interactions to nuclear spin defects in natural Ge [38,39]. The hyperfine noise could however be minimized by isotopically purifying the material [2] or by a careful design of the dot [39].

The coherence can be improved by dynamical decoupling. Alternatively, because the lateral confinement is controlled by tunable potentials, we envision protocols where qubits could be squeezed on-demand only when operational, thus enabling ultrafast operations, while minimizing charge noise in the unsqueezed state.

In summary, the proposed slight modification of current planar devices based on an asymmetric confinement will push this quantum dot architecture towards new speed and coherence standards. Our analysis is restricted to Ge but we expect similar approaches to strongly enhance the SOI in other semiconductors, such as Si, thus opening up to new possible ways to implement low power ultrafast spin qubits in planar quantum processors.

## ACKNOWLEDGMENTS

We thank M. Russ, N. Hendrickx, and M. Veldhorst for useful discussions and for valuable comments on the manuscript. This work was supported by the Swiss National Science Foundation and NCCR SPIN. M.B. acknowledges support by the Georg H. Endress Foundation.

- [1] G. Scappucci, C. Kloeffel, F. A. Zwanenburg, D. Loss, M. Myronov, J.-J. Zhang, S. De Franceschi, G. Katsaros, and M. Veldhorst, The germanium quantum information route, *Nat. Rev. Mater.* (2020), doi: [10.1038/s41578-020-00262-z](https://doi.org/10.1038/s41578-020-00262-z).
- [2] K. Itoh, W. L. Hansen, E. E. Haller, J. W. Farmer, V. I. Ozhogin, A. Rudnev, and A. Tikhomirov, High purity isotopically enriched  $^{70}\text{Ge}$  and  $^{74}\text{Ge}$  single crystals: Isotope separation, growth, and properties, *J. Mater. Res.* **8**, 1341 (1993).
- [3] L. M. K. Vandersypen and M. A. Eriksson, Quantum computing with semiconductor spins, *Phys. Today* **72**(8), 38 (2019).
- [4] H. Watzinger, J. Kukučka, L. Vukušić, F. Gao, T. Wang, F. Schäffler, J.-J. Zhang, and G. Katsaros, A germanium hole spin qubit, *Nat. Commun.* **9**, 3902 (2018).
- [5] F. N. M. Froning, L. C. Camenzind, O. A. H. van der Molen, A. Li, E. P. A. M. Bakkers, D. M. Zumbühl, and F. R. Braakman, Ultrafast hole spin qubit with gate-tunable spin-orbit switch functionality, *Nat. Nanotechnol.* **16**, 308 (2021).
- [6] K. Wang, G. Xu, F. Gao, H. Liu, R.-L. Ma, X. Zhang, T. Zhang, G. Cao, T. Wang, J.-J. Zhang, X. Hu, H.-W. Jiang, H.-O. Li, G.-C. Guo, and G.-P. Guo, Ultrafast operations of a hole spin qubit in ge quantum dot, [arXiv:2006.12340](https://arxiv.org/abs/2006.12340).
- [7] N. W. Hendrickx, W. I. L. Lawrie, L. Petit, A. Sammak, G. Scappucci, and M. Veldhorst, A single-hole spin qubit, *Nat. Commun.* **11**, 3478 (2020).
- [8] N. W. Hendrickx, D. P. Franke, A. Sammak, G. Scappucci, and M. Veldhorst, Fast two-qubit logic with holes in germanium, *Nature (London)* **577**, 487 (2020).
- [9] D. Jirovec, A. Hofmann, A. Ballabio, P. M. Mutter, G. Tavani, M. Botifoll, A. Crippa, J. Kukučka, O. Sagi, F. Martins, J. Saez-Mollejo, I. Prieto, M. Borovkov, J. Arbiol, D. Christina, G. Isella, and G. Katsaros, A singlet-triplet hole spin qubit in planar ge, *Nat. Mater.* **20**, 1106 (2021).
- [10] N. W. Hendrickx, W. I. L. Lawrie, M. Russ, F. van Riggelen, S. L. de Snoo, R. N. Schouten, A. Sammak, G. Scappucci, and M. Veldhorst, A four-qubit germanium quantum processor, *Nature (London)* **591**, 580 (2021).
- [11] M. Veldhorst, H. G. J. Eenink, C. H. Yang, and A. S. Dzurak, Silicon cmos architecture for a spin-based quantum computer, *Nat. Commun.* **8**, 1766 (2017).
- [12] L. A. Terrazos, E. Marcellina, Z. Wang, S. N. Coppersmith, M. Friesen, A. R. Hamilton, X. Hu, B. Koiller, A. L. Saraiva, D. Culcer, and R. B. Capaz, Theory of hole-spin qubits in strained germanium quantum dots, *Phys. Rev. B* **103**, 125201 (2021).
- [13] Z. Wang, E. Marcellina, A. R. Hamilton, J. H. Cullen, S. Rogge, J. Salfi, and D. Culcer, Optimal operation points for ultrafast, highly coherent ge hole spin-orbit qubits, *npj Quantum Inf.* **7**, 54 (2021).
- [14] V. P. Michal, B. Venitucci, and Y.-M. Niquet, Longitudinal and transverse electric field manipulation of hole spin-orbit qubits in one-dimensional channels, *Phys. Rev. B* **103**, 045305 (2021).
- [15] C. Kloeffel, M. Trif, and D. Loss, Strong spin-orbit interaction and helical hole states in Ge/Si nanowires, *Phys. Rev. B* **84**, 195314 (2011).
- [16] C. Kloeffel, M. Trif, P. Stano, and D. Loss, Circuit QED with hole-spin qubits in Ge/Si nanowire quantum dots, *Phys. Rev. B* **88**, 241405(R) (2013).
- [17] F. N. M. Froning, M. J. Rančić, B. Hetényi, S. Bosco, M. K. Rehmann, A. Li, E. P. A. M. Bakkers, F. A. Zwanenburg, D. Loss, D. M. Zumbühl, and F. R. Braakman, Strong spin-orbit interaction and  $g$ -factor renormalization of hole spins in Ge/Si nanowire quantum dots, *Phys. Rev. Res.* **3**, 013081 (2021).
- [18] C. Kloeffel, M. J. Rančić, and D. Loss, Direct Rashba spin-orbit interaction in Si and Ge nanowires with different growth directions, *Phys. Rev. B* **97**, 235422 (2018).
- [19] F. Gao, J.-H. Wang, H. Watzinger, H. Hu, M. J. Rančić, J.-Y. Zhang, T. Wang, Y. Yao, G.-L. Wang, J. Kukučka, L. Vukušić, C. Kloeffel, D. Loss, F. Liu, G. Katsaros, and J.-J. Zhang, Site-controlled uniform Ge/Si hut wires with electrically tunable spin-orbit coupling, *Adv. Mater.* **32**, 1906523 (2020).
- [20] L. Vukušić, J. Kukučka, H. Watzinger, J. M. Milem, F. Schäffler, and G. Katsaros, Single-shot readout of hole spins in Ge, *Nano Lett.* **18**, 7141 (2018).
- [21] J.-X. Xiong, S. Guan, J.-W. Luo, and S.-S. Li, Emergence of strong tunable linear rashba spin-orbit coupling in two-dimensional hole gases in semiconductor quantum wells, *Phys. Rev. B* **103**, 085309 (2021).
- [22] A. J. Landig, J. V. Koski, P. Scarlino, U. C. Mendes, A. Blais, C. Reichl, W. Wegscheider, A. Wallraff, K. Ensslin, and T. Ihn, Coherent spin-photon coupling using a resonant exchange qubit, *Nature (London)* **560**, 179 (2018).
- [23] X. Mi, M. Benito, S. Putz, D. M. Zajac, J. M. Taylor, G. Burkard, and J. R. Petta, A coherent spin-photon interface in silicon, *Nature (London)* **555**, 599 (2018).
- [24] S. E. Nigg, A. Fuhrer, and D. Loss, Superconducting Grid-Bus Surface Code Architecture for Hole-Spin Qubits, *Phys. Rev. Lett.* **118**, 147701 (2017).
- [25] R. Winkler, *Spin-Orbit Coupling Effects in Two-Dimensional Electron and Hole Systems*, edited by G. Höhler, J. H. Kühn, T. Müller, J. Trümper, A. Ruckenstein, P. Wölflle, and F. Steiner, Springer Tracts in Modern Physics Vol. 191 (Springer Berlin Heidelberg, Berlin, Heidelberg, 2003).
- [26] G. L. Bir and G. E. Pikus, *Symmetry and Strain-Induced Effects in Semiconductors* (Wiley, New York, 1974).
- [27] A. Hosseinkhani and G. Burkard, Electromagnetic control of valley splitting in ideal and disordered si quantum dots, *Phys. Rev. Res.* **2**, 043180 (2020).
- [28] S. Bosco, B. Hetényi, and D. Loss, Hole spin qubits in Si finfets with fully tunable spin-orbit coupling and sweet spots for charge noise, *PRX Quantum* **2**, 010348 (2021).
- [29] B. Doris, Meikei Jeong, T. Kanarsky, Ying Zhang, R. A. Roy, O. Dokumaci, Zhibin Ren, Fen-Fen Jamin, Leathen Shi, W. Natzle, Hsiang-Jen Huang, J. Mezzapelle, A. Mocuta, S. Womack, M. Gribelyuk, E. C. Jones, R. J. Miller, H. P. Wong, and W. Haensch, Extreme scaling with ultra-thin si channel mosfets, in *Digest. International Electron Devices Meeting, San Francisco, CA* (IEEE, Piscataway, NJ, 2002), pp. 267–270.
- [30] V. N. Golovach, M. Borhani, and D. Loss, Electric-dipole-induced spin resonance in quantum dots, *Phys. Rev. B* **74**, 165319 (2006).
- [31] B. Hetényi, C. Kloeffel, and D. Loss, Exchange interaction of hole-spin qubits in double quantum dots in highly anisotropic semiconductors, *Phys. Rev. Res.* **2**, 033036 (2020).
- [32] C. Adelsberger, M. Benito, S. Bosco, J. Klinovaja, and D. Loss, Hole spin qubits in Ge nanowire quantum dots interplay of orbital magnetic field, strain, and growth direction (unpublished).
- [33] A. Sammak, D. Sabbagh, N. W. Hendrickx, M. Lodari, B. Paquelet Wuetz, A. Tosato, L. Yeoh, M. Bollani, M. Virgilio, M. A. Schubert, P. Zaumseil, G. Capellini, M. Veldhorst, and G. Scappucci, Shallow and undoped germanium quantum wells:

- A playground for spin and hybrid quantum technology, *Adv. Funct. Mater.* **29**, 1807613 (2019).
- [34] Y. Makhlin, G. Schön, and A. Shnirman, Dissipative effects in josephson qubits, *Chem. Phys.* **296**, 315 (2004).
- [35] F. Maier, C. Kloeffel, and D. Loss, Tunable  $g$  factor and phonon-mediated hole spin relaxation in Ge/Si nanowire quantum dots, *Phys. Rev. B* **87**, 161305(R) (2013).
- [36] J. Li, B. Venitucci, and Y.-M. Niquet, Hole-phonon interactions in quantum dots: Effects of phonon confinement and encapsulation materials on spin-orbit qubits, *Phys. Rev. B* **102**, 075415 (2020).
- [37] D. V. Bulaev and D. Loss, Spin Relaxation and Decoherence of Holes in Quantum Dots, *Phys. Rev. Lett.* **95**, 076805 (2005).
- [38] P. Philippopoulos, Hyperfine and spin-orbit interactions in semiconductor nanostructures, Ph.D. thesis, McGill University, 2020.
- [39] S. Bosco and D. Loss, Fully tunable hyperfine interactions of hole spin qubits in Si and Ge quantum dots, [arXiv:2106.13744](https://arxiv.org/abs/2106.13744).