





# Towards Understanding Crossover for Cartesian Genetic Programming

Henning Cui<sup>1</sup><sup>a</sup>, Andreas Margraf<sup>2</sup><sup>b</sup>, Michael Heider<sup>1</sup><sup>c</sup> and Jörg Hähner<sup>1</sup><sup>d</sup>

<sup>1</sup>*Institute for Computer Science, University of Augsburg, Am Technologiezentrum 8, 86159 Augsburg, Germany*

<sup>2</sup>*Fraunhofer IGCV, Am Technologiezentrum 2, 86159 Augsburg, Germany*

**Keywords:** Cartesian Genetic Programming, CGP, Crossover, Reorder, Evolutionary Algorithm.

**Abstract:** Unlike in traditional Genetic Programming, Cartesian Genetic Programming (CGP) does not commonly feature a recombination/crossover operator, although recombination plays an important role in other evolutionary techniques, including Genetic Programming from which CGP originates. Instead, CGP mainly depends on mutation and selection operators in their evolutionary search. To this day, it is still unclear as to why CGP's performance does not generally improve with the addition of crossover. In this work, we argue that CGP's positional bias might be a reason for this phenomenon. This bias describes a skewed distribution of active and inactive nodes, which might lead to destructive behaviour of standard recombination operators. We provide a first assessment with preliminary results. No final conclusion to this hypothesis can be drawn yet, as more thorough evaluations must be done first. However, our first results show promising trends and may lay the foundation for future work.

## 1 INTRODUCTION

*Cartesian Genetic Programming* (CGP) is a form of *Genetic Programming* (GP), based on *directed acyclic graphs* whose nodes are arranged in a two-dimensional grid (cf. Section 2 for a detailed description).

Since its inception in 1999 by Miller (Miller, 1999), the crossover operator is an active research topic, as no universal recombination operator has been found yet—as contrasted with GP, for which numerous different crossover algorithms exist (Langdon et al., 2008). As for CGP, an effective crossover operator relies on extensions to the CGP formula and highly depends on the specific use case (Husa and Kalkreuth, 2018). Moreover, it is still unclear as to why crossover raises issues in the context of CGP (Miller, 1999; Clegg et al., 2007; Miller, 2020; Kalkreuth, 2020).


Regarding possible explanations for CGP's issues with crossover, we hypothesize that the *positional bias* might be influential. In CGP, the *positional bias* is an effect which potentially limits CGP to fully explore its search space (Goldman and Punch, 2013a).


The basic problem is a non-uniform distribution of nodes contributing to an output. This, in turn, might lead to problems for standard recombination operators like the point-, multi-n-, or uniform-crossover. To counteract positional bias, Goldman and Punch introduced *Reorder*, an operator to shuffle CGPs genome ordering without changing its phenotype (Goldman and Punch, 2013a). Thereby, the effect of the positional bias is supposedly lessened. To test our hypothesis, we take advantage of *Reorder*. If the positional bias plays a role in CGP's issues with crossover, this extensions might benefit from the usage of crossover and provide a better understanding of this issue.


We provide a quick overview of the core principles of CGP and reintroduce the *Reorder* operator, as well as the positional bias in the following Section 2. Afterwards, Section 3 gives an overview of related work. In Section 4, we discuss our hypothesis in-depth and discuss preliminary results in Section 5. At last, Section 6 summarizes our findings and discusses future research directions.


## 2 CARTESIAN GENETIC PROGRAMMING

The core principles of the supervised learning algorithm called *Cartesian Genetic Programming* (CGP)

<sup>a</sup> <https://orcid.org/0000-0001-5483-5079>

<sup>b</sup> <https://orcid.org/0000-0002-2144-0262>

<sup>c</sup> <https://orcid.org/0000-0003-3140-1993>

<sup>d</sup> <https://orcid.org/0000-0003-0107-264X>

are reintroduced in the following section—with the first description given by Miller (Miller, 1999). In addition, we present *Reorder*, which is introduced by Goldman and Punch (Goldman and Punch, 2013a) and extends the classic CGP formula.

## 2.1 Representation

Originally, CGP is represented as a directed, acyclic and feed-forward graph. The graph contains *nodes* arranged in a  $c \times r$  grid, with  $c \in \mathbb{N}_+$  and  $r \in \mathbb{N}_+$  defining the number of columns and rows in the grid respectively<sup>1</sup>.

The set of nodes can be divided into three groups: *input*-, *computational*- and *output*-nodes. Input nodes directly receive a program’s inputs. Computational nodes are represented by a function gene and a connection genes, with  $a \in \mathbb{N}_+$  being the maximum arity of all functions in the predefined function set. At last, output nodes redirect the calculated output of a previous input- or computational node and define the models output. They are represented by a single connection gene.

Additionally, computational nodes can be classified into *active* and *inactive* nodes. The former nodes are part of a path to an output node and—as a consequence—contribute to a program output. On the contrary, inactive nodes do not contain a path to an output node and, thereby, do not contribute to the models output. This is also why their operations are not computed for the evaluation of a fitness value and during inference time. However, inactive nodes are essential to CGP as they probably aid the evolutionary process through genetic drift (Turner and Miller, 2015).

As is standard in most CGP variants, an *elitist* ( $\mu + \lambda$ )–evolution strategy with  $\mu = 1$  and  $\lambda = 4$  is used to select the best graph. This is combined with neutral search to improve performance and convergence time (Turner and Miller, 2015; Yu and Miller, 2001; Vassilev and Miller, 2000).

Regarding its mutation operator, a *point mutation* is oftentimes found in literature (Miller, 2011; Miller, 2020). The caveat of the point mutation, however, is its possibility that that only inactive genes are mutated. Hence, it is not possible to evaluate the quality of the mutation, as the phenotype did not change. This could potentially lead to fitness plateaus and longer training times. In order to prevent such plateaus, Goldman and Punch propose an alternative mutation operator called *Single* (Goldman and Punch, 2013b).

<sup>1</sup>Please note that, with today’s standards, a CGP model typically consists of only one row (Miller, 2011). That means,  $r = 1$ .

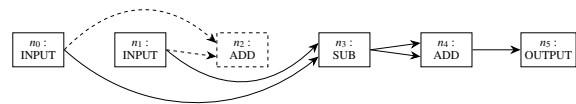


Figure 1: Example graph defined by a CGP genotype. The dashed node and connections are *inactive* due to not contributing to the output.

With *Single*, the point mutation is applied to randomly selected genes until a gene corresponding to an active node is mutated. This forces changes in the phenotype with no wasted evaluations being performed. Thus, when the optimal mutation rate is not known, the authors Goldman and Punch claim that *Single* should be preferred (Goldman and Punch, 2013b).

An illustrative example of a graph defined by a CGP genotype can be seen in Figure 1. It shows a graph with  $c = 6$  and  $r = 1$ , which is supposed to solve a task consisting of two inputs and one output. Here, the first two nodes ( $n_0$  and  $n_1$ ) are input nodes and provide two different program inputs. The following nodes ( $n_2$ – $n_4$ ) are computational nodes. At last, the output is provided by one output node  $n_5$ . In this example, both inputs are subtracted, with this intermediate result being added to itself and taken as the program output. Thus, every node drawn with a solid line is an active node. The node  $n_2$  is an inactive node (marked by dashed lines) since it does not contribute to the program output nor contains a path to an output node.

## 2.2 Positional Bias and Reorder

CGP has many advantages, such as the absence of bloat (Miller, 1999) and its small solutions (Miller, 2011). Nonetheless, it is far from perfect, with one of its shortcomings being the *positional bias*.

### 2.2.1 Positional Bias

Goldman and Punch found a negative impact in CGP’s search space by enforcing a feed forward grid (Goldman and Punch, 2013a). Namely, a *positional bias*: A non-uniformity of the probability that a node is active. Computation nodes near input nodes have a higher probability of becoming active, while nodes closer to the output nodes have the lowest probability of becoming active. In turn, the nodes near the output nodes have a higher probability of becoming inactive.

During the mutation of a connection gene, each previous node has the same probability of being chosen as the new starting node for the connection. However, nodes near input nodes have more options for successor nodes, as directed edges are only allowed

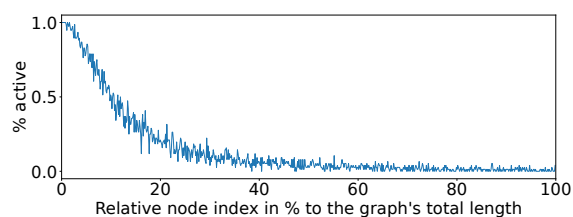


Figure 2: Example distribution of active nodes in CGP graph solutions. The x-axis represents a node's position in the graph, the y-axis its percentage of being active, generated from 50 independent runs on the same dataset.

from left to right. This is why they have a higher chance of becoming active, as a node is only active when it is part of a path to an output node. Nodes closer to output nodes have less options of being chosen by other nodes, as they have less nodes in front.

With the help of Figure 1, the positional bias can be exemplified. In this example,  $n_1$ 's possible successors are  $n_2$ – $n_5$  whereas  $n_4$ 's possible successor is just  $n_5$ . Hence, four nodes can potentially mutate their connection to  $n_1$  and if one of those nodes is active,  $n_1$  becomes active, too. Contrary,  $n_4$  has only one node in front:  $n_5$ . This is also the only node which could mutate its connection to  $n_4$ .

An illustrative example of the active node distribution can be seen in Figure 2. We show the distribution of active nodes, obtained from 50 independent runs on the same dataset. Additionally, by modeling the distribution of active nodes, the positional bias could be quantitatively measured and described.

### 2.2.2 Reorder

The positional bias makes it difficult or impossible to solve certain problems (Goldman and Punch, 2013a; Payne and Stepney, 2009). To weaken the effects of this bias, Goldman and Punch proposed two new operators which are executed before mutation: *DAG* and *Reorder* (Goldman and Punch, 2013a).

The first extension, *DAG*, allows each node to mutate connections to every other node in the genome as long as the new connection does not create a cycle. However, as we do not build upon it, we will not discuss *DAG* in further detail.

*Reorder* shuffles the ordering of the genotype but respects the sequence of operation of active nodes. Hence, the phenotype does not change but, as a result, active nodes are dispersed through the grid.

This *Reorder* operator begins by creating a *dependency set*  $D$ . It contains each computational node and its information from which node it gets its input from. Additionally, a *new genome* is initialized containing all input and output nodes from the *original genome*, as they do not get assigned a new position.

Afterwards, the set of *addable* nodes  $Q$  is created. Initially, this set contains only computational nodes whose dependencies are *satisfied*. In this context, satisfied means the following: Let  $b$  be a computational node, and  $a$  be a computational or input node from which  $b$  gets one of its input from, with  $(b, a) \in D$ . This means, there is a directed edge connecting  $a$  to  $b$  via  $b$ 's connection gene. Then,  $b$  is satisfied when all nodes from which  $b$  gets its input from are mapped into the new genome.

With both sets initialized, the shuffling of the genome is done by repeating the following steps:

1. Select and remove a random node  $a \in Q$ .
2. Map  $a$  sequentially to the next, free location in the new genome.
3. For each node pair  $(b, a) \in D$  with  $b$  depending on  $a$ , do:

If all dependencies of  $b$  are satisfied, add  $b$  to  $Q$ .

This operator ends when all computational nodes have been assigned a new location in the genotype.

For better readability, we will refer to a CGP variant with the *Reorder*-extension as REORDER.

## 3 RELATED WORK

Various previous works investigated different crossover operators for CGP and their workings. However, to the best of our knowledge, we are the first to investigate the influence of the positional bias on CGP's crossover operator.

Cai et al. argued that CGP is not positional independent (Cai et al., 2006). This means, CGP's components and their workings depend on their position in the graph. As crossover does not consider these dependencies, useful structures are destroyed. Hence, the authors introduced a new crossover operator, which considers such dependencies. While similar notions are made for this article, their argument differs as they did not regard the distribution of active nodes.

Other similar arguments to this works' were presented by Kalkreuth et al. (Kalkreuth et al., 2017). They argued that swapping arbitrary genes is not preferable and introduced a subgraph-crossover operator which only recombines active nodes. However, contrary to this work, they also did not consider the positional bias.

Based on the just described work of Kalkreuth et al. (Kalkreuth et al., 2017) and embedded CGP (Kaufmann and Platzner, 2008), Husa and Kalkreuth introduced the *block-crossover*, which swap blocks of

consecutive active nodes (Husa and Kalkreuth, 2018; Kalkreuth, 2020).

It is also possible to use a floating-point representation for CGP, as was done by Clegg et al. (Clegg et al., 2007) and Wilson et al. (Wilson et al., 2018). They tested different crossover operators and found that their method benefits from it.

In the context of image processing, Karel et al. used the original grid-structure of CGP to evolve image filters (Slaný and Sekanina, 2007). They also included the single-point and multi-point crossover without modifications to CGP in their studies. By observing the fitness landscape of their solutions, the authors concluded that the single-point crossover improved the evolutionary search.

Another domain specific approach was done by Torabi et al.. They used CGP in the context of neural architecture search and adapted a specialized crossover mechanism to design convolutional neural networks (Torabi et al., ).

Some other more recent methods, such as from Kalkreuth, developed an operator which recombines only active nodes (Kalkreuth, 2022).

## 4 POSITIONAL BIAS AND CROSSOVER

We hypothesize that the positional bias might play a role in CGP’s issue with recombination operators. Active nodes accumulate near input nodes, while inactive nodes concentrate near output nodes. This means, important nodes—which generate the output—are clustered together. However, traditional crossover operators like the  $n$ -point or uniform crossover do not consider such clusters. It is possible that, by applying crossover, important semantic structures get destroyed. Other methods from Husa and Kalkreuth (Husa and Kalkreuth, 2018), Cai et al. (Cai et al., 2006) or Kalkreuth et al. (Kalkreuth et al., 2017) do however consider such structures, which may be one explanation of their performance gain.

In addition, nodes near the output nodes may also lead to problems. They are mostly inactive, and recombining them should not harm the performance. On the contrary, it should diversify the genome and lead to more neutral genetic drift, which is a needed trait in CGP (Turner and Miller, 2015; Yu and Miller, 2001). However, a problem might occur when active nodes are recombined. This could completely change the recombined phenotype, as these nodes might connect to inactive nodes. These inactive nodes become active, and connections to various other nodes might be established. New nodes become active or inactive,

which can drastically change the phenotype.

Hence, traditional recombination operators may lead to too much destructive behaviour for CGP. Important structures of active nodes near the input nodes might get destroyed, while stray active nodes near the output nodes might drastically change the phenotype.

With REORDER, the positional bias can be partially circumvented. Hence, the problems stated above could be dampened, too. As a result, REORDER should improve with an additional crossover operator.

## 5 PRELIMINARY RESULTS AND DISCUSSION

In order to get a *first grasp* of REORDER’s influence on popular, elemental crossover operators, we conducted an empirical study on Boolean benchmarks. In the following sections, we describe our experimental design and preliminary results.

### 5.1 Experimental Design

We present first results in Table 1, in which we report three different values for each CGP variant: Its mean *number of iterations until a solution is found* (I2S), its respective standard deviation and the favourable number of computational nodes.

For our results, we tested six different CGP variants. The standard implementation described in Section 2.1 serves as a baseline, as it is the most commonly found CGP implementation. In addition, a pure REORDER variant is included as another baseline, as four crossover operators are used with REORDER: Single-, two-, three-point- as well as a uniform crossover.

Each variant was trained with the *Single* mutation. This avoids the need to optimize a mutation rate and each variant can be compared fairer. All variants using the crossover operator were trained with an elitist (4 + 10)-ES, as prior work showed that smaller population sizes are favoured (Husa and Kalkreuth, 2018). Nonetheless, we did a hyperparameter search for a good number of nodes  $n$  and tested  $n \in \{50, 100, 150, \dots, 2000\}$ . Each configuration was tested for 50 times with independent repetitions and random seeds.

For a first grasp, four Boolean benchmark datasets were used: *3-bit Parity* (Wegener, 2005), *16-4-bit Encode*, *4-16-bit Decode* (Kaufmann and Kalkreuth, 2020) and *3-bit Multiply* (White et al., 2013). For the remainder of this work, we will refer to them as Parity, Encode, Decode and Multiply respectively.



Table 1: Preliminary results, showing the mean number of iterations until a solution is found (I2S) and its standard deviation, as well as the best number of nodes found. Results for each Dataset are ordered according to their mean value.

Variant	Mean(I2S)	Std(I2S)	# Computational Nodes
<b>Parity</b>			
Standard (1 + 4)	342	330	600
Uniform + REORDER	437	430	50
Three-point + REORDER	678	833	50
REORDER	739	702	200
Two-point + REORDER	800	1,349	100
Single-point + REORDER	1,096	1,702	50
<b>Encode</b>			
Three-point + REORDER	3,629	661	550
Two-point + REORDER	4,568	687	550
Uniform + REORDER	4,905	2,884	300
Standard (1 + 4)	6,213	3,368	200
Single-point + REORDER	11,927	10,500	200
REORDER	14,733	9,974	600
<b>Decode</b>			
Uniform + REORDER	9,812	4,477	400
REORDER	15,017	10,397	700
Standard (1 + 4)	23,132	5,539	400
Two-point + REORDER	25,294	11,509	200
Three-point + REORDER	25,520	12,196	300
Single-point + REORDER	26,255	11,684	250
<b>Multiply</b>			
Uniform + REORDER	76,117	65,594	350
REORDER	90,370	131,042	750
Standard (1 + 4)	129,739	59,127	700
Three-point + REORDER	133,506	109,385	300
Two-point + REORDER	140,705	73,147	450
Single-point + REORDER	148,384	97,937	350

All benchmarks used the same, standard fitness function for Boolean benchmarks: The ratio of correctly mapped inputs. Furthermore, we used the standard Boolean function set, containing the Boolean operators *AND*, *OR*, *NAND* and *NOR*.

## 5.2 Discussion

As for the results shown in Table 1, some trends can be seen.

For Parity, a standard elitist (1 + 4)-evolution strategy performs best. However, as is argued by White et al. (White et al., 2013), Parity is deemed as too easy by the evolutionary algorithm community. Hence, results from this dataset should be taken with reservation.

As for the other three benchmarks, REORDER with a crossover variation performs best according

to the mean I2S. Both Decode and Multiply favour the uniform recombination, which leads to better results than both baselines. Interestingly, for these two benchmarks, the  $n$ -point crossover performs worst. Furthermore, single-point crossover almost always leads to the worst results across all benchmarks. Considering the two- and three-point crossover, Encode is the only benchmark benefiting from them.

We also report the best number of computational nodes found by our hyperparameter search. However, there is only one trend which can be read from Table 1. REORDER in combination with a crossover operator generally needs less computational nodes than a pure REORDER variant. Considering Multiply, the number of nodes needed is more than halved when uniform crossover + REORDER variant is compared to its baseline—while its mean I2S is also reduced by about 14,000 iterations.

However, it is still unclear why the uniform crossover is preferable for Decode and Multiply, while Encode shows different trends. Both former benchmarks are harder benchmarks compared to Encode and Parity, though. It is possible that the  $n$ -point crossovers are too destructive for harder problems, as too many useful structures are dissipated. This may indicate that the positional bias plays only a minor role in CGP's performance with its crossover operators. Nevertheless, we can validate the results of Husa and Kalkreuth (Husa and Kalkreuth, 2018), that different recombination operators are needed for different settings.

## 6 CONCLUSION

The crossover operator has been an active research topic for Cartesian Genetic Programming (CGP) since its introduction. To this day, it is unclear why CGP does not generally benefit from a recombination algorithm and finding universally well-performing operators might improve CGP's performance greatly.

In the process to find answers to this question, we argued that the influence of CGP's *positional bias* might be a possible issue. The uneven distribution of active and inactive nodes might lead to problems for untailed crossover operators, as simply swapping genes might destroy useful structures. To mitigate the effects of the positional bias, the *reorder* extension to CGP was reintroduced.

Our hypothesis was tested empirically and preliminary results were presented. By comparing different CGP variants with different crossover operators, a first conclusion can be given: The uniform crossover generally benefits CGP with *reorder*.

However, *no clear conclusion to our hypothesis can be drawn yet*. Further evaluations and configurations must be tested before the influence of the positional bias can be truly assessed. For future work, a more diverse set of benchmarks must be tested. Testing only Boolean benchmarks are not sufficient and evaluations must be extended to regression and real-world benchmarks. Furthermore, we did not compare our results to the standard CGP formula with crossover operators, which is an important step to assess REORDER's influence on the crossover operators. In addition, statistical analysis methods should be added to the evaluations as well. By only comparing mean values and their standard deviations, a first assessment can be made. However, without proper statistical analysis, it is not possible to truly judge the results.

Along with these evaluations mentioned, the ideas

of Kalkreuth et al. should be included (Kalkreuth et al., 2017). By only recombining active nodes in CGP with *reorder*, some effects might be observed which could help to accept or reject our hypothesis.

Additionally, new crossover operators should be tested to evaluate our hypothesis. New algorithms similar to those introduced by Cai et al. could recombine genes differently or with different probabilities, based on the genes location in the graph (Cai et al., 2006). Other operators could be influenced by existing works and be based on the density of active nodes.

Furthermore, the counts of successful crossovers, the fitness changes per crossover, distributions of active and inactive nodes, etc. should be also accounted for.

## REFERENCES

- Cai, X., Smith, S. L., and Tyrrell, A. M. (2006). Positional independence and recombination in cartesian genetic programming. In Collet, P., Tomassini, M., Ebner, M., Gustafson, S., and Ekárt, A., editors, *Genetic Programming*, pages 351–360, Berlin, Heidelberg. Springer Berlin Heidelberg.
- Clegg, J., Walker, J. A., and Miller, J. F. (2007). A new crossover technique for cartesian genetic programming. In *Annual Conference on Genetic and Evolutionary Computation*.
- Goldman, B. W. and Punch, W. F. (2013a). Length bias and search limitations in cartesian genetic programming. In *Proceedings of the 15th Annual Conference on Genetic and Evolutionary Computation*, GECCO '13, page 933–940, New York, NY, USA. Association for Computing Machinery.
- Goldman, B. W. and Punch, W. F. (2013b). Reducing wasted evaluations in cartesian genetic programming. In *Genetic Programming*, pages 61–72, Berlin, Heidelberg. Springer Berlin Heidelberg.
- Husa, J. and Kalkreuth, R. (2018). A comparative study on crossover in cartesian genetic programming. In Castelli, M., Sekanina, L., Zhang, M., Cagnoni, S., and García-Sánchez, P., editors, *Genetic Programming*, pages 203–219, Cham. Springer International Publishing.
- Kalkreuth, R. (2020). A comprehensive study on subgraph crossover in cartesian genetic programming. In *IJCCI*, pages 59–70.
- Kalkreuth, R. (2022). Towards discrete phenotypic recombination in cartesian genetic programming. In Rudolph, G., Kononova, A. V., Aguirre, H., Kerschke, P., Ochoa, G., and Tušar, T., editors, *Parallel Problem Solving from Nature – PPSN XVII*, pages 63–77, Cham. Springer International Publishing.
- Kalkreuth, R., Rudolph, G., and Droschinsky, A. (2017). A new subgraph crossover for cartesian genetic programming. In McDermott, J., Castelli, M., Sekanina,

- L., Haasdijk, E., and García-Sánchez, P., editors, *Genetic Programming*, pages 294–310, Cham. Springer International Publishing.
- Kaufmann, P. and Kalkreuth, R. (2020). On the parameterization of cartesian genetic programming. In *2020 IEEE Congress on Evolutionary Computation (CEC)*, pages 1–8.
- Kaufmann, P. and Platzner, M. (2008). Advanced techniques for the creation and propagation of modules in cartesian genetic programming. In *Proceedings of the 10th Annual Conference on Genetic and Evolutionary Computation, GECCO '08*, page 1219–1226, New York, NY, USA. Association for Computing Machinery.
- Langdon, W. B., Poli, R., McPhee, N. F., and Koza, J. R. (2008). *Genetic Programming: An Introduction and Tutorial, with a Survey of Techniques and Applications*, pages 927–1028. Springer Berlin Heidelberg, Berlin, Heidelberg.
- Miller, J. F. (1999). An empirical study of the efficiency of learning boolean functions using a cartesian genetic programming approach. In *Proceedings of the 1st Annual Conference on Genetic and Evolutionary Computation - Volume 2, GECCO'99*, page 1135–1142, San Francisco, CA, USA. Morgan Kaufmann Publishers Inc.
- Miller, J. F. (2011). *Cartesian Genetic Programming*. Springer Berlin Heidelberg, Berlin, Heidelberg.
- Miller, J. F. (2020). Cartesian genetic programming: its status and future. *Genetic Programming and Evolvable Machines*, 21(1):129–168.
- Payne, A. J. and Stepney, S. (2009). Representation and structural biases in cgp. In *2009 IEEE Congress on Evolutionary Computation*, pages 1064–1071.
- Slaný, K. and Sekanina, L. (2007). Fitness landscape analysis and image filter evolution using functional-level cgp. In Ebner, M., O'Neill, M., Ekárt, A., Vanneschi, L., and Esparcia-Alcázar, A. I., editors, *Genetic Programming*, pages 311–320, Berlin, Heidelberg. Springer Berlin Heidelberg.
- Torabi, A., Sharifi, A., and Teshnehlab, M. Using cartesian genetic programming approach with new crossover technique to design convolutional neural networks.
- Turner, A. J. and Miller, J. F. (2015). Neutral genetic drift: an investigation using cartesian genetic programming. *Genetic Programming and Evolvable Machines*, 16(4):531–558.
- Vassilev, V. K. and Miller, J. F. (2000). The advantages of landscape neutrality in digital circuit evolution. In *Evolvable Systems: From Biology to Hardware*, pages 252–263, Berlin, Heidelberg. Springer Berlin Heidelberg.
- Wegener, I. (2005). *Complexity theory: exploring the limits of efficient algorithms*. Springer Science & Business Media.
- White, D., McDermott, J., Castelli, M., Manzoni, L., Goldman, B., Kronberger, G., Jaśkowski, W., O'Reilly, U.-M., and Luke, S. (2013). Better gp benchmarks: Community survey results and proposals. *Genetic Programming and Evolvable Machines*, 14:3–29.
- Wilson, D. G., Miller, J. F., Cussat-Blanc, S., and Luga, H. (2018). Positional cartesian genetic programming. *CoRR*, abs/1810.04119.
- Yu, T. and Miller, J. (2001). Neutrality and the evolvability of boolean function landscape. In *Genetic Programming*, pages 204–217, Berlin, Heidelberg. Springer Berlin Heidelberg.