

Detection of Topological Transitions by Transport Through Molecules and Nanodevices

A. A. Aligia,¹ K. Hallberg,¹ B. Normand,² and A. P. Kampf³

¹Centro Atómico Bariloche and Instituto Balseiro, Comisión Nacional de Energía Atómica, 8400 Bariloche, Argentina

²Département de Physique, Université de Fribourg, CH-1700 Fribourg, Switzerland

³Institut für Physik, Theoretische Physik III, Elektronische Korrelationen und Magnetismus, Universität Augsburg, 86135 Augsburg, Germany

(Received 3 December 2003; published 10 August 2004)

We analyze the phase transitions of an interacting electronic system weakly coupled to free-electron leads by considering its zero-bias conductance. This is expressed in terms of two effective impurity models for the cases with and without spin degeneracy. Using the half-filled ionic Hubbard ring, we demonstrate that the weight of the first conductance peak as a function of external flux or of the difference in gate voltages between even and odd sites allows one to identify the topological charge transition between a correlated insulator and a band insulator.

DOI: 10.1103/PhysRevLett.93.076801

PACS numbers: 73.23.-b, 73.40.Qv, 81.07.Nb, 81.07.Ta

Progress in nanotechnology has made it possible to perform transport experiments on systems as small as single molecules [1]. Metallic [2] or semiconducting [3–5] quantum dots (QDs) can now be assembled into artificial molecules [4] or solids [2]. QD molecules of different materials and sizes are now being investigated and a wide range of new QD systems is expected to be synthesized in the near future [3,4]. The transport properties of a finite chain of 15 QDs were first measured over ten years ago [5], and the metal-insulator transition has been studied experimentally in a hexagonal lattice of Ag QDs [2]. These advances open the route for new approaches to investigate novel phenomena and theoretical concepts in interacting electron systems.

Here we focus on one such phenomenon: the topological phase transition associated with a parity change of the ground state. The ionic Hubbard model (IHM) with alternating diagonal energy $\pm \frac{1}{2}\Delta$ has received much recent attention [6–10]. It was proposed to describe the neutral-ionic transition in organic charge-transfer salts [11], and later applied to model ferroelectricity in perovskites [6,12]. At half filling and in the atomic limit ($t \rightarrow 0$), the ground state is a band insulator (BI) for $U < \Delta$ but is a Mott insulator (MI) for $U > \Delta$. In one dimension, with nonzero hopping t , a spontaneously dimerized insulator (SDI) phase appears between BI and MI. With increasing U , one finds first a charge transition at $U = U_c$ from BI to SDI, followed by the closing of the spin gap at $U_s > U_c$, where the transition to the MI occurs. Although in finite systems conventional order parameters such as charge and spin structure factors vary continuously at a phase transition, in a system of L sites one may define charge and spin topological numbers which change discontinuously at $U_c(L)$ and $U_s(L)$ [8]. The charge Berry phase has a step at $U_c(L)$, where a parity change of the ground state occurs for periodic (antiperiodic) boundary conditions if $L = 4m$ ($L = 4m + 2$, m integer) [6,8].

Here we show that this charge transition can be detected using the total intensity or width w of the first peak in a zero-bias conductance measurement performed on a flux-threaded ring. The importance of the ring geometry is that the topological transition is absent in an open system [9]. In one of the two parity sectors, which is selected using an applied gate voltage, $w \rightarrow 0$ for applied flux $\phi \rightarrow 0$ if $L = 4m$ ($\phi \rightarrow \phi_0/2$, where $\phi_0 = hc/e$ is the flux quantum, if $L = 4m + 2$). Thus the transition, which is observed by varying parameters such as Δ , may also be studied in ring-shaped molecules where it is not possible to attain a significant threading flux.

The configuration for the proposed experiment is illustrated in Fig. 1. The interacting electron system on the ring is connected to conducting leads through two sites, labeled 0 and n , by weak links with hopping t' , and either two materials or two different gate voltages at alternating sites may be used to model the IHM. It is essential to distinguish between the two cases depending on the spin degeneracy of the isolated interacting system for odd particle number. We thus perform two different calculations of the conductance. The first assumes that spin degeneracy is lifted by a Zeeman interaction but allows orbital degeneracy of the states, which is important when including interference effects arising in a ring geometry [13]. In the second, where spin degeneracy is retained, we map the problem into an effective Anderson model

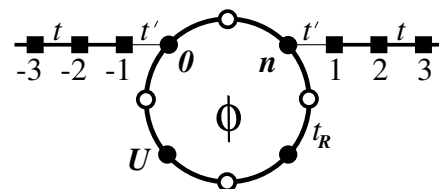


FIG. 1. Interacting electron system on a flux-threaded ring, connected by weak links (t') to two conducting leads.

(EAM) and express the conductance as a function of the spectral density of the latter.

If the ground state $|g\rangle$ of the interacting system is nondegenerate, for small t' the links can be eliminated by a canonical transformation, leading to an effective, noninteracting Hamiltonian for the two leads in which the two “impurity” sites i connected to the links (-1 and 1 in Fig. 1) have an energy shift $\epsilon_i(\omega)$, and are connected by an effective hopping $t_{\text{eff}}(\omega)$,

$$H_{\text{eff}} = \sum_{k_L, \sigma} \epsilon_{k_L} c_{k_L \sigma}^\dagger c_{k_L \sigma} + \epsilon_{-1} c_{-1 \sigma}^\dagger c_{-1 \sigma} + \epsilon_1 c_{1 \sigma}^\dagger c_{1 \sigma} \\ + \sum_{k_R, \sigma} \epsilon_{k_R} c_{k_R \sigma}^\dagger c_{k_R \sigma} + \sum_{\sigma} (t_{\text{eff}} c_{1 \sigma}^\dagger c_{-1 \sigma} + \text{H.c.}) \quad (1)$$

L (R) refers to the lead containing the site -1 ($+1$). The impurity parameters are given in terms of Green functions for the isolated ring $g_{ij}(\omega) = \langle\langle c_{i\sigma}; c_{j\sigma}^\dagger \rangle\rangle$,

$$\epsilon_{-1}(\omega) = t'^2 g_{00}(\omega), \quad \epsilon_1(\omega) = t'^2 g_{nn}(\omega), \quad (2) \\ t_{\text{eff}}(\omega) = t'^2 g_{n0}(\omega).$$

Without affecting the essential results, we assume identical leads and, for their states without sites ($-1, 1$), we consider two models for the density of states $\rho(\omega)$ and the hybridization $V_j(\omega)$ with sites ($-1, 1$): (I) $\rho(\omega)$ and $V_j(\omega)$ constant: for $j = \pm 1$ and $t_{\text{eff}} = 0$, $g_{jj}^{\text{eff}0}(\omega) = 1/(\omega - \epsilon_j + i\Gamma)$ with $\Gamma = \pi\rho V^2$; (II) leads described by a tight-binding model with nearest-neighbor hopping t , where $g_{jj}^{\text{eff}0}(\omega) = 1/[\omega/2 - \epsilon_j + i\Gamma(\omega)]$ with $\Gamma(\omega) = \pi\rho(\omega)V^2(\omega) = \sqrt{t^2 - \omega^2}/4$. By introducing an integer $m = 1$ or 2 for cases I and II, the transmittance $T(\omega, V_g)$ becomes

$$T = \frac{4\Gamma^2 |t_{\text{eff}}|^2}{\left| \left[\frac{\omega}{m} - \epsilon_{-1} + i\Gamma \right] \left[\frac{\omega}{m} - \epsilon_1 + i\Gamma \right] - |t_{\text{eff}}|^2 \right|^2}. \quad (3)$$

V_g is a gate voltage, which changes the on-site energy of all sites of the ring by $-eV_g$. In case II this equation is exact ($\forall t'$) in the noninteracting system and generalizes a previous result [13]. Equation (3) also generalizes previous approaches in which only one intermediate state of the ring is included [14,15] and is appropriate for the study of interference effects [13]. Spin degeneracy limits its validity to magnetic fields B for which the Kondo effect is destroyed, as discussed below. For sufficiently large Zeeman energy $g\mu_B B$, the zero-bias conductance at steady state is given by $G = G_0 T(\mu, V_g)/2$, where $G_0 = 2e^2/h$ and μ is the chemical potential of the leads. The results of Ref. [16] suggest that Eq. (3) remains valid, with $G = G_0 T(\mu, V_g)$, also in the absence of Zeeman splitting in an intermediate temperature range $T_1 < T < 0.1w$, where T_1 is very small. Henceforth we set $\mu = 0$, corresponding to half-filled leads.

$T(V_g)$ is very small, except at the poles of g_{n0} . If the ground state $|g\rangle$ has N particles for $\mu = 0$, the ground-state energy $E_g(N)$ satisfies $E_g(N) - eV_g < E_g(N-1)$

and $E_g(N) + eV_g < E_g(N+1)$. As V_g is increased, a pole in $g_{n0}(V_g)$ is reached, and for larger V_g the ground state has $N+1$ particles. Similarly, if V_g is lowered, a pole is reached when $z = eV_g + E_g(N-1) - E_g(N) = 0$.

Assuming that the state of lowest energy for $N-1$ particles, $|g(N-1)\rangle$, is not degenerate, g_{ij} may be expressed as a Laurent expansion around $z = 0$,

$$g_{ij}(z) = \frac{a_i \bar{a}_j}{z} + \beta_{ij} + \gamma_{ij} z + \dots, \quad (4)$$

where β_{jj} , γ_{jj} , and \dots are real coefficients and

$$a_j = \langle g(N-1) | c_{j\sigma} | g(N) \rangle. \quad (5)$$

$\alpha_j = |a_j|^2$ is the spectral weight for a local photoemission process. Substituting these expressions in Eqs. (2) and (3), retaining terms to lowest nontrivial order in $t'/\Gamma(0)$, and using that $T(z) \sim O(1)$ for $z \lesssim (t')^2/\Gamma(0)$ yields

$$T(z) \cong \frac{1}{1 + (w/z)^2} \frac{4\alpha_0 \alpha_n}{(\alpha_0 + \alpha_n)^2} + O[(t'/\Gamma(0)]^2, \quad (6)$$

where the half-width at half maximum peak height is

$$w = (\alpha_0 + \alpha_n)(t')^2/\Gamma(0). \quad (7)$$

Using $G = G_0 T(\mu, V_g)$, this expression coincides at sufficiently low temperatures with Eq. (7) of Ref. [15].

If sites 0 and n are equivalent by symmetry, then $w = 2(t')^2 \alpha_0/\Gamma(0)$ and the integrated weight $I = \int dz T(z) = \pi w$ are both proportional to $(t')^2$ and to α_0 . If V_g is increased instead of decreased, the same result is obtained with $c_{j\sigma} \rightarrow c_{j\sigma}^\dagger$ and $N-1 \rightarrow N+1$ in Eq. (5). Thus a single transport measurement gives simultaneous spectral information related to photoemission and to inverse photoemission. We stress that this information is obtained with much finer energetic resolution (μeV) than that available by direct spectroscopic techniques (meV).

We turn next to a calculation of the conductance for small or zero B , where either $|g(N)\rangle$ or $|g(N \pm 1)\rangle$ is spin degenerate. This degeneracy can be taken into account accurately if w is small compared to the separation between groups of spin-degenerate energy levels, because the problem becomes equivalent to an EAM. We take V_g such that a nondegenerate state $|g(N)\rangle$ is close in energy to the spin-degenerate state $|g(N-1)\rangle$. Extension to other cases is straightforward. Neglecting other states, the EAM for any interacting system between the leads is

$$H_A = -t \sum_{\sigma, i \neq 0, 1} c_{i\sigma}^\dagger c_{i-1\sigma} - \sum_{\sigma} d_{\sigma}^\dagger (t'_{-1} c_{-1\sigma} + t'_1 c_{1\sigma}) + \text{H.c.} \\ + \varepsilon_d \sum_{\sigma} n_{d\sigma} + U_A n_{d\uparrow} n_{d\downarrow} - g\mu_B B (n_{d\uparrow} - n_{d\downarrow}), \quad (8)$$

with $n_{d\sigma} = d_{\sigma}^\dagger d_{\sigma}$, $t'_{-1} = t' \bar{a}_0$, $t'_1 = t' \bar{a}_n$, $\varepsilon_d = E_g(N) - E_g(N-1) - eV_g$, and infinite U_A (justified because $U_A = E_g(N) + E_g(N-2) - 2E_g(N-1) \gg w$).

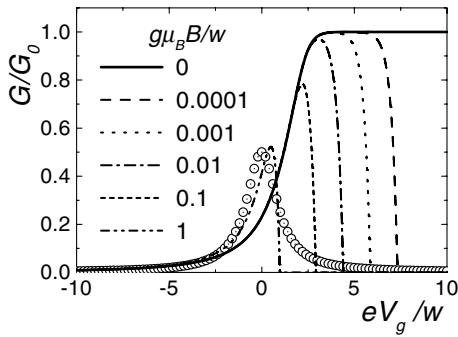


FIG. 2. Conductance as a function of gate voltage for the EAM at several magnetic fields. Circles correspond to the conductance of a resonant level for the majority spin only.

The conductance is given by

$$G = \frac{2e^2}{h} \frac{2\pi w |t'_1 t'_{-1}|^2}{[|t'_1|^2 + |t'_{-1}|^2]} \sum_{\sigma} \rho_{d\sigma}(\mu), \quad (9)$$

where $\rho_{d\sigma}(\omega)$ is the spectral density of the effective d_{σ} electrons [17]. The conductance of the EAM computed as a function of gate voltage for several values of B using slave bosons in the mean-field approximation (SBMFA) [18] is shown in Fig. 2. For $B = 0$, G increases abruptly from 0 to G_0 when $z \sim 0$ and remains nearly perfect for higher V_g due to pinning of the Kondo peak in $\rho_{d\sigma}(\omega)$ at the Fermi level. However, because the Kondo energy scale T_K decreases exponentially with V_g , even for very small B the plateau becomes a broad peak, terminated when $T_K < g\mu_B B$, beyond which G falls to zero. The abruptness of the fall is an artifact of the SBMFA, but the total width of the feature is well described. For larger B the peak width decreases, tending to w to recover the previous result: for $g\mu_B B \gtrsim w$, $G = G_0 T(z)/2$, with $T(z)$ given by Eq. (6).

We now apply these results to the topological charge transition in the IHM, which is defined by

$$H_{\text{IHM}} = -t_R \sum_{i,\sigma} (c_{i+1\sigma}^{\dagger} c_{i\sigma} e^{i\Phi/L} + \text{H.c.}) - \frac{1}{2} \Delta \sum_i (-1)^i n_i - g\mu_B B \sum_i (n_{i\uparrow} - n_{i\downarrow}) + U \sum_i n_{i\uparrow} n_{i\downarrow}, \quad (10)$$

where $n_{i\sigma} = c_{i\sigma}^{\dagger} c_{i\sigma}$, $n_i = \sum_{\sigma} n_{i\sigma}$, and $N = \sum_i n_i$. We calculate $T(V_g)$ by exact diagonalization for the isolated ring with L sites and $N = L$ electrons, with leads attached to two sites of the same energy ($-\Delta/2$) in the presence of a magnetic flux ϕ (Fig. 1), with $\Phi = 2\pi\phi/\phi_0$. The Green functions $g_{ij}(V_g)$ are obtained numerically and substituted in Eqs. (2) and (3). We choose $L = 8$, but similar results are obtained for any $L = 4n$ ($L = 4n + 2$ with $\Phi \rightarrow \Phi + \pi$). The qualitative features are independent of the lead position n , with the exception of $n = L/2$ where the transmittance at $\Phi = \pi$ vanishes for symmetry reasons. Because H_{IHM} is invariant under simultaneous

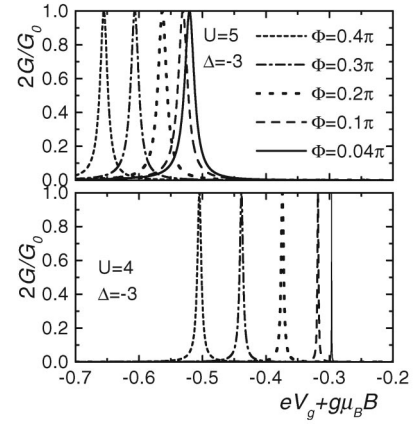


FIG. 3. Transmittance as a function of gate voltage for an eight-site IHM ring with leads at sites 0 and 2 for $t_R = 1$, $t' = 0.2$, $\Delta = -3$, and values of U below and above $U_c(L = 8)$.

particle-hole transformation and sign change of Δ , we restrict our analysis to $eV_g < 0$. We set $t_R = 1$ as the unit of energy unless otherwise stated.

The topological transition is present at any value of t_R . As a basis for our study we consider a realistic ring structure containing eight QDs with only their lowest levels singly occupied, the centers separated by 200 nm [5], and the parameters $U, \Delta \sim 1$ meV and $t_R \sim U/4$ (intermediate coupling strength). We first assume the presence of a strong magnetic field ($B \sim 1$ T for a QD array), in the plane of the ring in order not to alter the threading flux, which destroys the Kondo effect. Figure 3 shows the first peak in $G(V_g)$ at $\Delta = -3$ and for two values of U . For $L = 8$ and $\Delta = \pm 3$, the topological transition occurs at $U_c = 4.352$. The peak width is parameter dependent: for $U = 5$, w is approximately constant with decreasing flux, whereas for $U = 4$, w decreases and the peak disappears at $\Phi = 0$. If $U < U_c$, the ground state $|g(L)\rangle$ for $\Phi = 0$ is even under reflection through any site (corresponding to a BI), while for $U > U_c$, it is odd (MI or SDI) [8]. For $\Delta = 0$, the lowest-

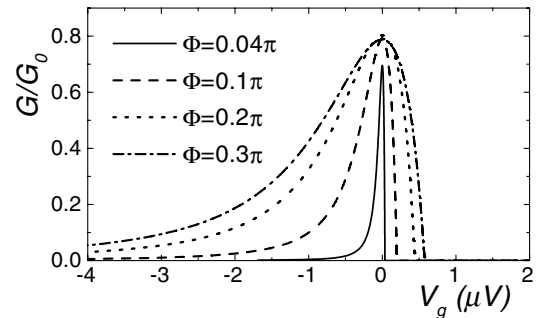


FIG. 4. Transmittance as a function of V_g for a ring of eight QDs described by the IHM. The parameters chosen are $U = 1$ meV, $\Delta = -3U/4$, $t = U/4$, $t'/t = 0.2$, and $g\mu_B = 0.025$ meV/T. The curves have been shifted in V_g (cf. lower panel Fig. 3) such that their maxima coincide.

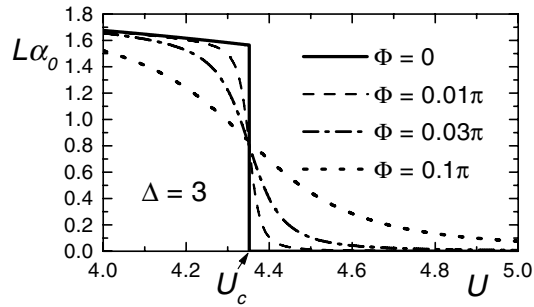


FIG. 5. Matrix element α_0 as a function of U for $\Delta = 3$ ($U_c = 4.352$) over a range of values of the flux Φ .

energy hole enters the system with the Fermi wave vector, $\pm \pi/2$, leaving an orbitally degenerate ground state with $L - 1$ particles, $|g(L - 1)\rangle$. For $\Delta \neq 0$, this degeneracy is broken and $|g(L - 1)\rangle$ is odd under reflection through any even site if Δ is negative [19]. As a consequence, for $U < U_c$ the matrix element a_0 [Eq. (5)] vanishes by symmetry, whence G is negligible at $\Phi = 0$. The flux acts as a symmetry-breaking field, which allows one to follow the first peak in a continuous manner until it disappears as $\Phi \rightarrow 0$.

To demonstrate that these essential features are not affected by the presence of a Kondo resonance, we consider the eight-site ring with parameters (Fig. 4) similar to one experimental realization [5] and B normal to the ring plane so that the threading flux and Zeeman splitting have the same origin. Figure 4 shows the conductance in this regime, calculated using the EAM in the SBMFA. The disappearance of the feature with decreasing flux remains clear.

The topological transition may now be characterized using α_0 . As shown in Fig. 5 for $\Delta = 3$, α_0 as a function of U (cf. peak widths in Fig. 3 [19]) vanishes discontinuously at U_c for $\Phi = 0$, indicating unambiguously the charge transition. The analogous result obtained for fixed U by varying Δ is of direct experimental interest, because Δ can be controlled by a difference in gate voltage applied between even and odd sites. A finite flux acts as a parity-breaking perturbation and smooths the transition. This is the situation for artificial arrays of QDs, in which perfect structural symmetry is difficult to attain. We note that curves for all flux values cross approximately at the same point: transport measurements under different applied fields can therefore help to locate the transition, even in the absence of perfect reflection symmetry. For a small molecule, which by definition exhibits the $\Phi \rightarrow 0$ limit, the only source of asymmetry is the leads.

In summary, we have considered the transport properties of a ring-shaped interacting system connected weakly to conducting leads. The conductance is expressed in terms of the spectral density of an EAM, which illustrates the breaking of the Kondo effect by an applied

field. Outside the Kondo regime we have derived a transmittance formula including nontrivial interference effects. The conductance peaks may be characterized by their total weight, offering spectral information with far higher resolution than conventional spectroscopic measurements. As an application of this result, we have demonstrated that the conductance can be used to detect the charge transition of molecules or quantum dot rings described by the IHM. The method is relevant in the general context of systems presenting phase transitions which involve a symmetry change of the ground state.

A. A. A. and K. H. acknowledge support of CONICET and PICT 03-12742 of ANPCyT. A. P. K. acknowledges support through SFB484 of the Deutsche Forschungsgemeinschaft and B. N. acknowledges the support of the Swiss National Science Foundation.

-
- [1] M. A. Reed *et al.*, *Science* **278**, 252 (1997); D. Porath *et al.*, *Nature (London)* **403**, 635 (2000); J. Reichert *et al.*, *Phys. Rev. Lett.* **88**, 176804 (2002).
 - [2] C. P. Collier *et al.*, *Science* **277**, 1978 (1997); G. Medeiros-Ribeiro *et al.*, *Phys. Rev. B* **59**, 1633 (1999).
 - [3] A. P. Alivisatos, *Science* **271**, 933 (1996).
 - [4] L. P. Kouwenhoven, *Science* **268**, 1440 (1995).
 - [5] L. P. Kouwenhoven *et al.*, *Phys. Rev. Lett.* **65**, 361 (1990).
 - [6] R. Resta and S. Sorella, *Phys. Rev. Lett.* **82**, 370 (1999).
 - [7] M. Fabrizio, A. O. Gogolin, and A. A. Nersisyan, *Phys. Rev. Lett.* **83**, 2014 (1999).
 - [8] M. E. Torio, A. A. Aligia, and H. A. Ceccatto, *Phys. Rev. B* **64**, 121105(R) (2001), and references therein.
 - [9] A. P. Kampf *et al.*, *J. Phys. Condens. Matter* **15**, 5895 (2003); Y. Z. Zhang, C. Q. Wu, and H. Q. Lin, *Phys. Rev. B* **67**, 205109 (2003); C. D. Batista and A. A. Aligia, *Phys. Rev. Lett.* **92**, 246405 (2004); A. A. Aligia, *Phys. Rev. B* **69**, 041101(R) (2004).
 - [10] S. R. Manmana *et al.*, cond-mat/0307741 [*Phys. Rev. B* (to be published)].
 - [11] J. Hubbard and J. B. Torrance, *Phys. Rev. Lett.* **47**, 1750 (1981); N. Nagaosa and J. Takimoto, *J. Phys. Soc. Jpn.* **55**, 2735 (1986).
 - [12] T. Egami, S. Ishihara, and M. Tachiki, *Science* **261**, 1307 (1993).
 - [13] E. A. Jagla and C. A. Balseiro, *Phys. Rev. Lett.* **70**, 639 (1993).
 - [14] G. Chen *et al.*, *Phys. Rev. B* **50**, 8035 (1994).
 - [15] C. A. Stafford, *Phys. Rev. Lett.* **77**, 2770 (1996).
 - [16] W. Izumida, O. Sakai, and S. Suzuki, *J. Phys. Soc. Jpn.* **70**, 1045 (2001).
 - [17] A. A. Aligia and C. R. Proetto, *Phys. Rev. B* **65**, 165305 (2002).
 - [18] K. Kang *et al.*, *Phys. Rev. B* **63**, 113304 (2001).
 - [19] For reflection through odd sites, $|g(L - 1)\rangle$ is odd for positive Δ . Under a sign change of Δ the parities of even and odd sites are interchanged, and with these the charge sector (BI or SDI, MI) in which $\alpha_0 = 0$ at $\Phi = 0$.