

Homoallyl substituted vinylcyclopropanes from α,β unsaturated ketones and allylindium derivatives

Henning A. Höpfe, Guy C. Lloyd-Jones, Martin Murray, Torren M. Peakman, Kenneth E. Walsh

Angaben zur Veröffentlichung / Publication details:

Höpfe, Henning A., Guy C. Lloyd-Jones, Martin Murray, Torren M. Peakman, and Kenneth E. Walsh. 1998. "Homoallyl substituted vinylcyclopropanes from α,β unsaturated ketones and allylindium derivatives." *Angewandte Chemie International Edition* 37 (11): 1545–47. [https://doi.org/10.1002/\(SICI\)1521-3773\(19980619\)37:11%3C1545::AID-ANIE1545%3E3.0.CO;2-3](https://doi.org/10.1002/(SICI)1521-3773(19980619)37:11%3C1545::AID-ANIE1545%3E3.0.CO;2-3).

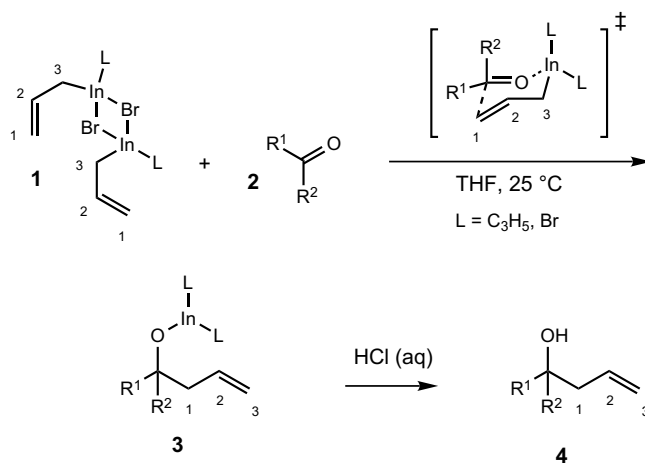


Homoallyl-Substituted Vinylcyclopropanes from α,β -Unsaturated Ketones and Allylindium Derivatives**

Henning A. Höpfe, Guy C. Lloyd-Jones,* Martin Murray, Torren M. Peakman, and Kenneth E. Walsh

Organoindium species are of particular appeal as reagents for organic synthesis because they are often stable under aqueous and even mildly acidic conditions and are compatible with many organic functional groups.^[1] Allylindium sesquihalides (allyl)₃In₂X₃ and dihalides (allyl)₂In₂X₄ **1**, prepared by the reaction of allyl halides with indium metal^[2] or indium

halides,^[3] react smoothly with aldehydes and ketones^[4] **2** via transition states of the Zimmermann–Traxler type to afford indium alkoxide intermediates **3** (Scheme 1). Hydrolysis yields homoallylic alcohols **4**.^[5] Here we report on the



Scheme 1. Reaction of allylindium sesquibromide **1** with ketones **2** to give **3** and **4** via a Zimmerman–Traxler transition state.

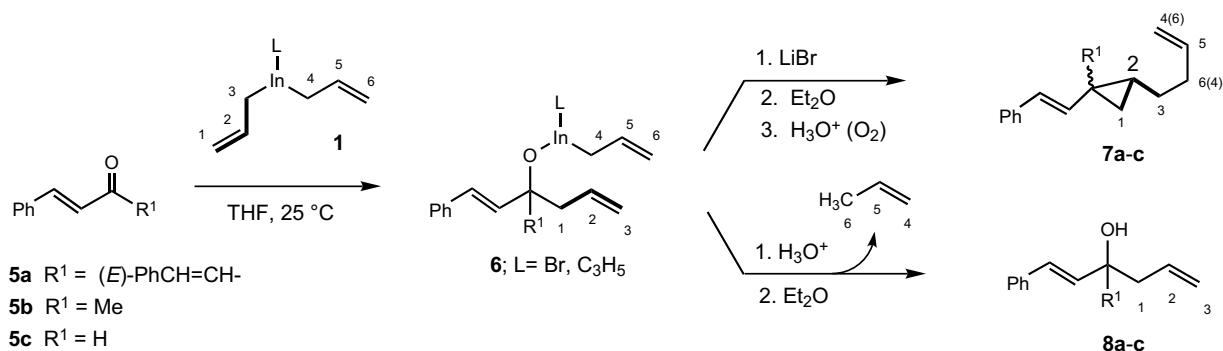
reaction of **1** with α,β -unsaturated ketones or aldehydes **5** to produce homoallylic indium alkoxide intermediates **6**, which can be induced to undergo a deoxygenative rearrangement that results in vinylcyclopropane derivatives of type **7** (Scheme 2).

In initial experiments, dibenzylideneacetone **5a** was allowed to react under nitrogen with freshly prepared (C₃H₅)₃In₂Br₃ (**1**) in anhydrous THF at 25 °C (**5a**:In = 1:1). After the mixture was diluted with Et₂O, worked up with 1M HCl, and subjected to column chromatography, we obtained analytically pure **7a** in yields of 40–60%.^[6] Thus, a reaction took place that did not lead to **8a**, but instead resulted in cleavage of the C–O bond. Presumably this involved coupling between the allylindium moiety (C(4)–C(6)) in **6a** and the C(3) terminus of the initially transferred allyl group (C(1)–C(3)) to afford the homoallyl-substituted vinylcyclopropane derivative **7a**. The overall reaction therefore involves deoxygenative sequential transfer of six carbon atoms (two allyl moieties) from the indium sesquihalide species **1** to the α,β -unsaturated ketone **5a**. A three-membered ring is formed by linkage of the carbonyl carbon atom with C(1) and C(2) of the first allyl unit. After many experiments it became clear that removal of the THF^[7] (which presumably stabilizes the intermediate) and exposure of the crude product to air in an acidic medium^[8] (which may induce homolysis of the C–In bond, possibly by insertion of O₂) is essential for efficient and reproducible diversion of **6** to **7** rather than to **8**.

We suspected that rearrangement of **6** to **7** might involve the reaction of CH₂=CHCH₂In(L)_x with aerobic oxygen to afford an intermediate of the type CH₂=CHCH₂(O)_nIn(L)_x (*n* = 1,2). The following experiments were performed to circumvent the requirement of exposure to air. One equivalent of (C₃H₅)₂In₂I₄, in which each indium atom bears only one allyl group, was allowed to react with **5a** (THF, 25 °C,

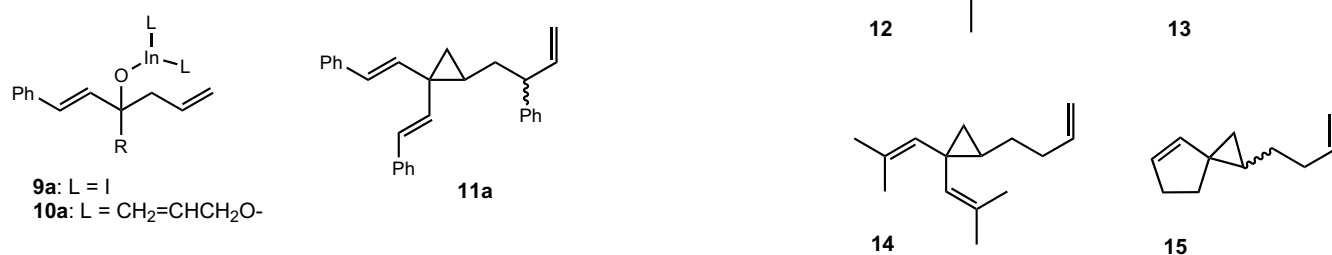
[*] Dr. G. C. Lloyd-Jones, H. A. Höpfe, Dr. M. Murray, Dr. T. M. Peakman, K. E. Walsh
School of Chemistry, University of Bristol
Cantock's Close, Bristol BS8 1TS (UK)
Fax: (+44) 117-929-8611
E-mail: guy.lloyd-jones@bristol.ac.uk

[**] Generous donations from the Zeneca Strategic Research Fund are gratefully acknowledged. H. A. Höpfe thanks the ERASMUS Program for an exchange studentship, and K. E. Walsh thanks the Nuffield Foundation for a bursary (NUF-URB97).



Scheme 2. Acid-catalyzed rearrangement of intermediate **6** to homoallyl-substituted vinylcyclopropane **7** and hydrolysis to **8**.

30 min) to generate **9a**, and then two equivalents of CH₂=CHCH₂ONa were added to exchange iodide with allyl



alkoxide and yield **10a** + NaI (or the corresponding indium “ate” complex).^[2b, 5d] After removal of the THF the residue was stirred in toluene (18 h), and **7a** was isolated in 83 % yield after workup. However, analogous reactions with (*E*)-PhCH=CHCH₂ONa afforded only **7a**, and not **11a**; this demonstrates that allylic moieties of the alkoxides are not incorporated. Hence, addition of allylic alkoxide did not bypass the oxidation stage, but addition of alkoxide did increase the yield of **7a** substantially—possibly by formation of an indium “ate” complex. Consistent with this interpretation, reaction of the more conveniently prepared (C₃H₅)₃In₂Br₃ (**1**) with **5a** in THF followed by (exothermic) addition of LiBr (or NaOH) and subsequent aerobic workup (addition of Et₂O and then aqueous HCl) afforded **7a** in 82–83 % yield. The formation of an “ate” complex could improve the yield in two distinct ways. First, allylindium “ate” complexes show enhanced reactivity^[5c] and selectivity^[5d] toward electrophiles relative to their neutral precursors. Second, because rearrangement may compete with hydrolytic cleavage of the In–OC or In–C(4) bonds, the negatively charged “ate” complex may be less susceptible to hydrolysis.

Based on the same procedure—addition of α,β -unsaturated carbonyl compound **5b**, **5c**, **12**, or **13** to allylindium sesquibromide **1** in THF at 25 °C (12 h) followed by formation of the “ate” complex (LiBr, THF, 24 h), dilution with Et₂O, admission of air, and then addition of 1M HCl—we prepared vinylcyclopropanes **7b** and **7c**, divinylcyclopropane **14**, and spiro-vinylcyclopropane **15** in yields of 79, 52, 92, and 38 %, respectively.

Curiously, α,β -unsaturated ketones and aldehydes have been reported to undergo indium-mediated Barbier-type allylations to afford allylic–homoallylic alcohols **8** in high yield (83–95 %) with no mention of cyclopropane formation (see Scheme 2).^[3a, 4b] Indeed, we were able to reproduce

reported allylations of **5b** and **5c** to **8b** and **8c** by treatment of allyl iodide with In or InI in THF or DMF and addition at 25 °C of **5b** or **5c** followed by workup after one hour by addition of 1M HCl. However, we were also able to detect a small amount of cyclopropane **7b** (4 %) in the crude product from reaction of **5b** (\rightarrow **8b**) by thin-layer chromatography and NMR spectroscopy. Homogeneous acidic conditions (THF/H₃O⁺) cause hydrolysis of CO–In and allylic C–In bonds,^[4a] in this case converting **6b** and **6c** into **8b** and **8c**. Subsequent addition of Et₂O generates a biphasic mixture, which facilitates separation of the organic products.

Somewhat surprisingly, simply inverting the order of addition of aqueous acid and Et₂O (that is, dilution with Et₂O first and then addition of H₃O⁺) diverts the reaction pathway of intermediate **6** away from **8** to form **7** instead. The effect of Et₂O addition may be twofold: It reduces the THF concentration and, more important, it results in generation of a biphasic mixture upon addition of the aqueous acid. Intermediate **6**—which bears C(4), C(5), and C(6) prior to transfer—is more soluble in the ethereal phase, and may therefore be protected somewhat from acidic hydrolysis. Acid is essential, however, because under neutral conditions (i.e., addition of water instead of aqueous HCl) no generation of **7** is observed until dilute HCl is introduced.

The intimate details of the mechanism by which **6** is converted into **7** are not obvious. At present we have no evidence as to whether the overall homoallylic to methylene-cyclopropane skeletal rearrangement, formation of an allylic C–C bond, and cleavage of the C–OIn bond occurs by covalent, ionic, or radical intermediates. However, the rearrangement does appear to be facilitated by allylic placement of the C–OIn bond, because benzophenone does not lead to a cyclopropane product.

The potential applications of indium-mediated deoxygenative reactions are of considerable scope. Further investigations^[9] are underway and will be fully reported in due course.

Experimental Section

7a: Under N₂, allyl bromide (0.530 mL, 6.09 mmol) was added to indium powder (particle size: 100 mesh; Aldrich, 459 mg, 4.00 mmol) in THF (2 mL), which resulted in an exothermic reaction. After 70 min **5a** (235 mg, 1.00 mmol) was added as a solid. After 4 h LiBr (347 mg, 4 mmol) was added (exothermic reaction), and after a further 12 h air was admitted to the reaction vessel. Et₂O (10 mL) and 1M HCl (30 mL) were then introduced, and the biphasic mixture was shaken vigorously at intervals of 10 min over a period of 1 h. The organic phase was separated, dried (Na₂SO₄), and concentrated. Chromatographic purification (silica gel, hexane/EtOAc 19/1) afforded **7a**^[6] (249 mg, 83 %) as a colorless oil. Elemental analysis calcd for C₂₃H₂₄: C 91.95 %, H 8.05 %; found: C 91.59 %, H 8.30 %. **7b**, **7c**, **14**, and **15** were prepared similarly. Tenfold scale-up with **5a** afforded **7a** in similar yield.

Keywords: allyl complexes • cyclopropanes • indium • ketones • rearrangements

-
- [1] Review: P. Cintas, *Synlett* **1995**, 1087–1096.
- [2] See, for example, a) R. D. Rieke, I.-C. Chao, *J. Org. Chem.* **1975**, *40*, 2253–2255; b) M. J. S. Gynane, I. J. Worrall, *J. Organometal. Chem.* **1974**, *81*, 329–334.
- [3] a) S. Araki, H. Ito, N. Katsumara, Y. Butsugan, *J. Organometal. Chem.* **1989**, *369*, 291–296; b) J. S. Poland, D. G. Tuck, *ibid.* **1972**, *42*, 315; c) M. J. S. Gynane, L. G. Waterworth, I. J. Worrall, *ibid.* **1972**, *43*, 257–264.
- [4] Reviews: a) C.-J. Li, *Tetrahedron* **1996**, *52*, 5643–5668; b) C.-J. Li, *Chem. Rev.* **1993**, *93*, 2023–2035; see also c) M. B. Isaac, L. A. Paquette, *J. Org. Chem.* **1997**, *62*, 5333–5338, and references therein; indium-induced rearrangements: d) S. Araki, Y. Butsugan, *J. Chem. Soc. Chem. Commun.* **1989**, 1286–1287; e) S. Araki, Y. Butsugan, *Bull. Chem. Soc. Jpn.* **1991**, *64*, 727–729; f) J. X. Haberman, C.-J. Li, *Tetrahedron Lett.* **1997**, *38*, 4735–4736.
- [5] a) S. Araki, T. Shimizu, P. S. Johar, S.-J. Jin, Y. Butsugan, *J. Org. Chem.* **1991**, *56*, 2538–2542; b) S. Araki, H. Ito, Y. Butsugan, *ibid.* **1988**, *53*, 1833–1835; c) S. Araki, T. Shimizu, S.-J. Jin, Y. Butsugan, *J. Chem. Soc. Perkin Trans I* **1995**, 549–552; d) M. T. Reetz, H. Haning, *J. Organometal. Chem.* **1997**, *541*, 117–120 and references therein.
- [6] ¹H–¹H COSY, PECSY, DEPT, ¹³C–¹H COSY (long- and short-range), and 2D-¹³C INADEQUATE spectra, NOE studies, selective ¹H decoupling, and ¹J_{CC} coupling confirmed the structure of **7a**. Complete analytical data for **7b**, **7c**, **14**, and **15** will be reported elsewhere; the diastereomer ratios of **7b**, **7c**, and **15** were 1:1, 2:1, and 4:1. Analyses of the reaction mixtures by thin-layer chromatography indicated no traces of starting materials **5a–c**, **12**, or **13**. Lower yields for **7c** and **15** presumably reflect loss of material through polymerization or formation of highly polar materials.
- [7] Compound **5a** reacts with (C₃H₅)₂In₂I₄ to give **9a** (and with **1** to give **6a**), as shown by ¹H NMR spectroscopy in [D₈]THF. Removal of THF from **9a** under reduced pressure (0.1 Torr), addition and subsequent removal of PhCH₃, and dissolution of the residue in [D₈]THF resulted in a fluxional ¹H NMR spectrum that revealed no trace of **9a**.
- [8] Vanadium-mediated deoxygenative allylation of allylic alkoxides: a) Y. Kataoka, I. Makihira, H. Akiyama, K. Tani, *Tetrahedron* **1997**, *53*, 9525–9540. A catalytic effect of oxygen is noted for this and related processes: b) *J. Org. Chem.* **1997**, *62*, 8109–8113.
- [9] S. M. Capps, G. C. Lloyd-Jones, M. Murray, T. M. Peakman, K. E. Walsh, *Tetrahedron Lett.* **1998**, *39*, 2853–2856.