

Systematic Review-Meta-analysis

Clozapine as a first- or second-line treatment in schizophrenia: a systematic review and meta-analysis


Okhuijsen-Pfeifer C, Huijsman EAH, Hasan A, Sommer IEC, Leucht S, Kahn RS, Luykx JJ. Clozapine as a first- or second-line treatment in schizophrenia: a systematic review and meta-analysis

Objective: No consensus exists on whether clozapine should be prescribed in early stages of psychosis. This systematic review and meta-analysis therefore focus on the use of clozapine as first-line or second-line treatment in non-treatment-resistant patients.

Methods: Articles were eligible if they investigated clozapine compared to another antipsychotic as a first- or second-line treatment in non-treatment-resistant schizophrenia spectrum disorders (SCZ) patients and provided data on treatment response. We performed random-effects meta-analyses.

Results: Fifteen articles were eligible for the systematic review ($N = 314$ subjects on clozapine and $N = 800$ on other antipsychotics). Our meta-analysis comparing clozapine to a miscellaneous group of antipsychotics revealed a significant benefit of clozapine (Hedges' $g = 0.220$, $P = 0.026$, 95% CI = 0.026–0.414), with no evidence of heterogeneity. In addition, a sensitivity analysis revealed a significant benefit of clozapine over risperidone (Hedges' $g = 0.274$, $P = 0.030$, 95% CI = 0.027–0.521).

Conclusion: The few eligible trials on this topic suggest that clozapine may be more effective than other antipsychotics when used as first- or second-line treatment. Only large clinical trials may comprehensively probe disease stage-dependent superiority of clozapine and investigate overall tolerability.

C. Okhuijsen-Pfeifer¹,
E. A. H. Huijsman¹, A. Hasan²,
I. E. C. Sommer³, S. Leucht⁴,
R. S. Kahn^{1,5}, J. J. Luykx^{1,6,7,8} 

¹Department of Psychiatry, Brain Center Rudolf Magnus, University Medical Center Utrecht, Utrecht University, Utrecht, The Netherlands, ²Department of Psychiatry and Psychotherapy, Klinikum der Universität, Munich, Germany, ³Department of Neuroscience and Department of Psychiatry, Universitair Medisch Centrum Groningen, Groningen, The Netherlands, ⁴Department of Psychiatry and Psychotherapy, Technische Universität München, Munich, Germany, ⁵Department of Psychiatry, Icahn School of Medicine at Mount Sinai, New York, NY, USA, ⁶Department of Translational Neuroscience, Brain Center Rudolf Magnus, University Medical Center Utrecht, Utrecht University, Utrecht, The Netherlands, ⁷Department of Psychiatry, ZNA Hospitals, Antwerp, Belgium and ⁸Department of Psychiatry, SymforaMeander Hospital, Amersfoort, The Netherlands

This is an open access article under the terms of the Creative Commons Attribution-NonCommercial License, which permits use, distribution and reproduction in any medium, provided the original work is properly cited and is not used for commercial purposes.

Key words: schizophrenia; first-episode; antipsychotics; meta-analysis

Jurjen Luykx, Psychiatrist and Head of Program in Psychiatric Genetics, Human Neurogenetics Unit, Brain Center Rudolf Magnus, University Medical Center Utrecht, Universiteitsweg 100, office 4.127 (Stratenum), HP 4.205, 3584 CG Utrecht, The Netherlands.
E-mail: j.luykx@umcutrecht.nl

Accepted for publication August 6, 2018

Summations

- As a first- or second-line treatment option clozapine outperforms other antipsychotics in schizophrenia spectrum disorders.
- Compared to first-line risperidone, clozapine is more effective in schizophrenia spectrum disorders.

Considerations

- Few studies have studied clozapine as a first- or second-line treatment modality in schizophrenia spectrum disorders.
- When including only randomized controlled trials, beneficial effects of clozapine over other antipsychotic drugs become insignificant, although the direction of effect (clozapine outperforming other antipsychotics) remains unchanged.

Introduction

In most countries, clozapine (CLZ) is the only registered drug for treatment-resistant schizophrenia (TRS). CLZ is also known to be one of the most effective antipsychotic agents (1–4). Up to 30% of TRS patients receive CLZ (5). CLZ is prescribed late in the course of illness (6), with an estimated time lag of ≥ 5 years (7). This delay may worsen outcome as increasing numbers of exacerbations of psychotic symptoms impair daily functioning (8–10). The ongoing debate about when to initiate CLZ could possibly explain the current underutilization.

A number of approaches have been applied in different study designs to investigate CLZ's superiority to other antipsychotics. In two observational studies, one in TRS and non-TRS patients (11) and the other in TRS patients only (12), improved treatment adherence for CLZ relative to other antipsychotics was demonstrated. Three randomized controlled trials in TRS patients point to better efficacy for CLZ (13–15), as well as better treatment adherence (14, 15), relative to other antipsychotics except for olanzapine (15). In four meta-analyses, two in TRS only (16, 17) and two in TRS and non-TRS patients (18, 19), CLZ performed better than other antipsychotics except for haloperidol (17), second-generation antipsychotics as a group (17), risperidone (19), and zotepine (19). A Cochrane review (including its later update) in TRS and non-TRS patients concluded that CLZ is more efficacious than first-generation antipsychotics, and the difference in efficacy compared to other antipsychotics turned out to be larger for TRS patients than for non-TRS patients (20, 21). In summary, previous findings regarding CLZ's efficacy compared to other antipsychotics are inconsistent. This could be explained by variable primary outcomes used in these trials, variable treatment designs, variable active comparators, variable disease stages studied, and by potential funding bias (16).

One may posit that CLZ works better when used earlier in the disease (8–10). This was investigated with a randomized treatment algorithm in early TRS patients (22–25). The results indicate that using CLZ early in treatment was effective (22–25). Meta-analyses on the same dataset demonstrate similar efficacy profiles across antipsychotics in first-episode psychosis (26, 27). However, it is currently unknown whether the efficacy of CLZ vs. other antipsychotics depends on stage of the disease.

Aims of the study

Improving insight into the efficacy of CLZ in earlier disease stages than third-line may help

clinicians balancing CLZ's serious adverse reactions with its potential benefits in early disease stages. We therefore set out to systematically review and meta-analyze response to CLZ when used as a first- or second-line treatment in non-TRS SCZ patients.

Methods

We performed a literature search to identify all observational and interventional studies and case reports published until January 1, 2018, investigating the effect of CLZ on treatment response as a first- or second-line treatment in SCZ patients. This systematic review was conducted in accordance with the Preferred Reporting Items for Systematic Reviews and Meta-analyses (PRISMA) standards, except for prepublication of our protocol (28).

Inclusion and exclusion criteria

Studies were included in the systematic review if they: (i) investigated CLZ; (ii) included only adult human participants (≥ 18 years, with no upper age limit) with a diagnosis of schizophrenia, schizoaffective disorder, schizophreniform disorder, or psychosis not otherwise specified (clinician-based and/or using (semi-)structured interviews); (iii) investigated CLZ as a first-line or second-line treatment (so in non-treatment-resistant patients, who are generally defined as being refractory to at least two antipsychotics); (iv) had been written in English; and (v) when the full text was available. When a full text of an article was not available through our university library, librarians tried to retrieve the article from other sources, and the authors were contacted twice to request the articles. Controlled and non-controlled studies, as well as narrative reviews and case reports, were included. We excluded articles related to CLZ if the study population concerned TRS SCZ patients in whom CLZ was not used as a first- or second-line treatment or when no data were available about treatment response (defined as data on positive, negative, or total symptoms, for example, Positive and Negative Syndrome Scale (PANSS), Brief Psychiatric Rating Scale (BPRS), or Clinical Global Impression (CGI) data).

Resources and searches

Two independent reviewers (CP and EH) performed electronic searches using PubMed, EMBASE, Cochrane Central, and PsycINFO until January 1, 2018. The following search

terms were used: ‘Clozapine’ AND ‘schizophrenia spectrum and other psychotic disorders’ OR ‘schizophreni*’ OR ‘psychotic’ OR ‘psychosis’ OR ‘psychoses’ AND ‘naive’ OR ‘first response’ OR ‘first line’ OR ‘first treatment’ OR ‘second treatment’ OR ‘first episode’ OR ‘second line’. In addition, the reference lists of the retrieved articles and relevant review articles were screened for possible additional, eligible articles. Last, searches were done in www.clinicaltrials.gov and www.who.int/trialsearch to find additional (ongoing) trials. We thus identified two possibly relevant trials, but their results had not been published. The full search strings can be found in the Appendix S1.

Study selection

Abstracts of all articles identified by our search were independently examined by two of the authors (CP and EH); whenever eligibility was not clearly described in the abstract, full texts were examined. The lists of articles retrieved by the two authors were compared. Discrepancies were resolved during consensus meetings.

Meta-analysis

The selected articles were screened for eligibility for meta-analysis. The primary outcome was treatment response on CLZ vs. any other antipsychotic, as defined by the authors in changes in positive, negative, or total symptoms on the PANSS, BPRS, or CGI. In most of the studies included in this systematic review, response was defined as 50% change on BPRS (3, 29, 30), while other studies (also) defined response as a CGI of ‘mild’ or less (3, 29–32). One study used the Schedule for Affective Disorders and Schizophrenia – change (SADS-C) version to identify treatment response (32). Case reports were excluded for the meta-analysis part of the study, as well as articles without data on treatment response. Our first aim was to analyze CLZ vs. other antipsychotics. Only in the event three or more studies reported on outcomes in CLZ users vs. a specific active comparator, a sensitivity meta-analysis was planned. We identified articles including study populations overlapping with other studies by checking descriptions of study populations, author names, article titles, and cross-references. In such instances of overlapping study populations, the article with the highest quality score was selected, while the other was excluded. The quality of the articles was assessed using the CONSORT quality checklist (33). The meta-analysis test statistics were generated with

the program ‘Comprehensive meta-analysis’ version 2.2.064 (2011) from BioStat. A random-effects model was used with alpha set at 0.05. Heterogeneity was tested using a homogeneity test (Cochran’s Q test) and the I^2 statistic (34), with the absence of heterogeneity defined as $I^2 = 0.00$, while I^2 values of 0.25, 0.50, and 0.75 were considered indicative of low, moderate, and high degrees of heterogeneity. Publication bias was assessed using funnel plots.

Results

Studies included in the systematic review

Using our search methods, 1248 articles were found. Applying our inclusion and exclusion criteria reduced the number of relevant articles to fifteen (3, 29–32, 35–44), ten of which evaluated CLZ as a first-line treatment (3, 29, 31, 32, 35–40), while five were clinical reports that evaluated CLZ as a second-line treatment (Fig. 1) (30, 41–44). It is important to note that, from the articles excluded on the basis of criterion d1, nine articles (all published before 1990) seemed eligible at first sight because they investigated CLZ use in acutely psychotic patients (Fig. 1) (45–53). However, no information was available on whether they were first-episode patients or previous antipsychotic users.

Systematic review – Clozapine as a first-line treatment

There were two case reports (39, 40) and eight trials (3, 29, 32, 35–38) investigating CLZ as a first-line treatment. Detailed information about the outcomes mentioned in these papers can be found in the Supplementary Results. Both case reports concluded CLZ was effective (there was no active comparator). Four trials (50%) provided summary statistics in line with CLZ being equally effective to other antipsychotics (3, 29, 31, 32), while four trials (50%) pointed to increased efficacy of CLZ over other antipsychotics (35–38).

Systematic review – Clozapine as a second-line treatment

There were four case reports (41–44) and one trial investigating CLZ as a second-line treatment (30). Detailed information about the outcomes mentioned in these papers can be found in the Supplementary Results. All four case reports concluded CLZ was effective (there was no active comparator). The only trial that could be included also pointed to increased efficacy of

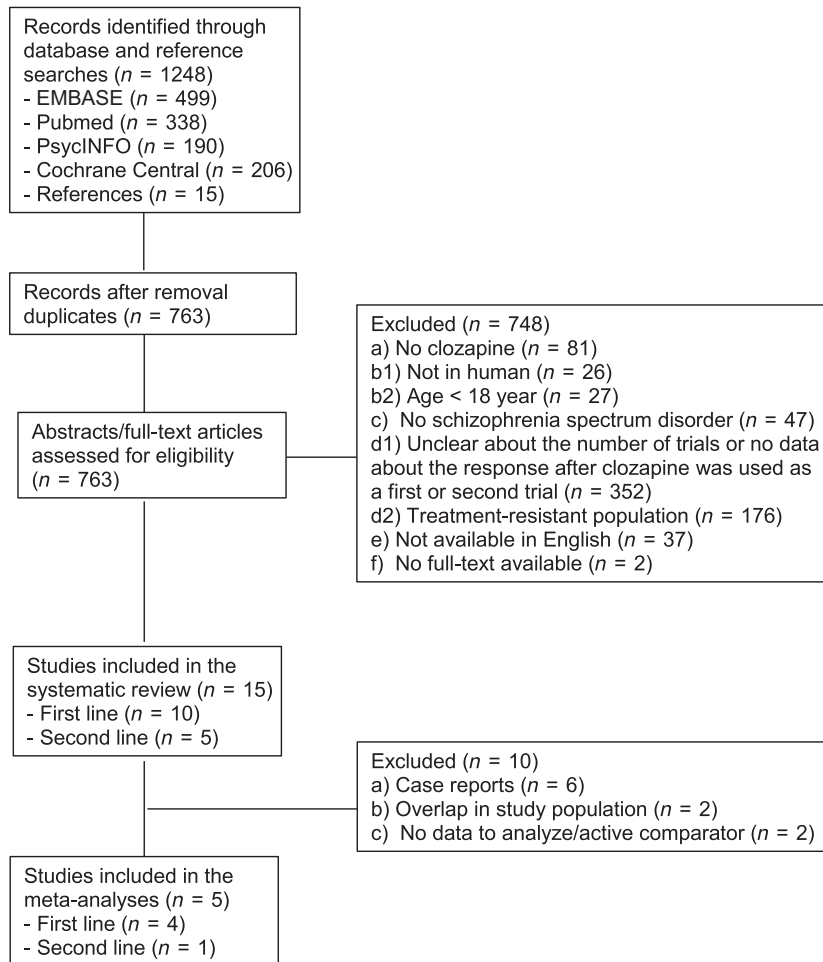


Fig. 1. Flow diagram of the systematic review and meta-analyses selection process.

CLZ over other antipsychotics. A more detailed overview can be found in the Supplementary Results.

Meta-analyses

Fifteen articles were screened. Six case reports (39–44), two articles with overlapping study populations (29, 36), and two articles without data to analyze/no active comparator (32, 38) were excluded. From the five articles that remained, three compared clozapine vs. risperidone (31, 35, 37), one compared clozapine vs. chlorpromazine (3), and one compared clozapine vs. thioridazine (30). An overview of the studies can be found in Table 1.

The first meta-analysis was performed to assess whether CLZ as a first- or second-line treatment has a benefit over a miscellaneous group of antipsychotics. This analysis revealed a significant benefit of CLZ over other antipsychotics (Hedges' $g = 0.220$, $P = 0.026$, $CI = 0.026–0.414$; Fig. 2a), with no evidence of heterogeneity ($Q = 2.118$, $I^2 = 0.00$). Inspection of the funnel plot did not

give rise to suspicion of publication bias, although the numbers of studies were too low for thorough assessments because this method is based on symmetry (Figure S2a).

Then, a sensitivity meta-analysis was performed on CLZ vs. risperidone (RISP) as this antipsychotic was most often compared with CLZ. All these data concerned CLZ vs. RISP as a first-line treatment. This meta-analysis revealed a significant benefit of CLZ over RISP (Hedges' $g = 0.274$, $P = 0.030$, $CI = 0.027–0.521$; Fig. 2b), with no evidence of heterogeneity ($Q = 0.472$, $I^2 = 0.00$). Inspection of the funnel plot did not give rise to suspicion of publication bias, although the number of studies was low (Figure S2b).

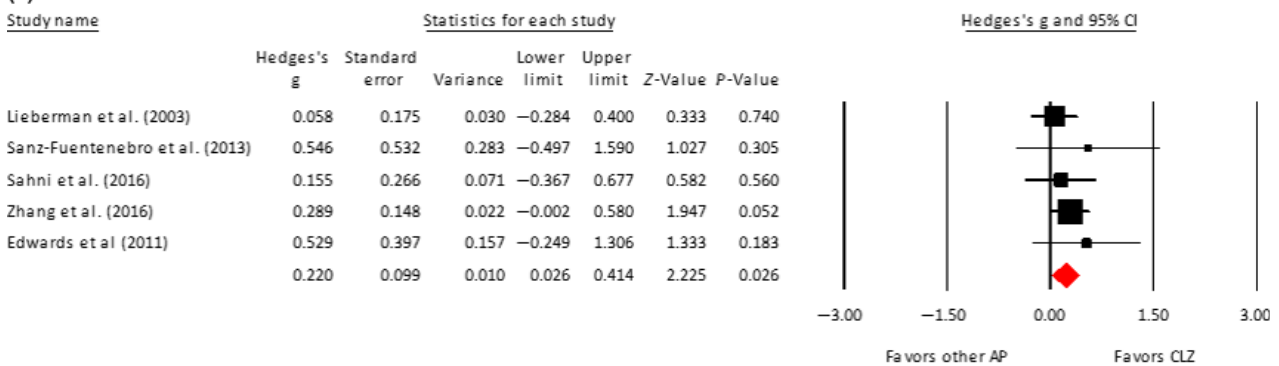
We found that two studies (31, 37) included in our meta-analysis were naturalistic. Another sensitivity analysis was therefore performed on CLZ vs. other antipsychotics only including randomized controlled trials (3, 30, 35), revealing no significant benefit of CLZ over the other antipsychotics (Hedges' $g = 0.169$, $P = 0.271$, $CI = -0.131–0.468$; Figure S3, with no evidence of heterogeneity, $Q = 1.729$, $I^2 = 0.00$). Another sensitivity

Table 1. Summary of study characteristics

Study	AP line	Comp. AP	Outcome	Duration (weeks)	Mean CLZ dose (mg/day)	Mean Comp. AP dose (mg/day)	Result	N CLZ	N total
Lieberman et al. (2003) (3)	1 st	CPZ	BPRS	52	300*	400*	#	68	130
Sanz-Fuentenebro et al. (2013) (35)	1 st	RISP	PANSS	52	220.45	5.43	+	9	14
Sahni et al. (2016) (37)	1 st	RISP	PANSS	26	289.28	6.85	+	28	55
Zhang et al. (2016) (31)	1 st	RISP	PANSS	52	Data missing	Data missing	#	84	183
Edwards et al. (2011) (30)	2 nd	THR	CGI	24	364.65	148.55	#	14	25
Total								203	407

AP line, use of CLZ as a first- ('1st') or second-line ('2nd') antipsychotic; Comp. AP, comparator antipsychotic; CPZ, chlorpromazine; RISP, risperidone; THR, thioridazine; PANSS, Positive and Negative Syndrome Scale; CGI, Clinical Global Impression; N CLZ, Number of patients on clozapine; N total, Number of patients on CLZ and on Comp; AP, '+' = favoring CLZ; '#' = CLZ equally effective as Comp; AP, *median dose.

(a)



(b)

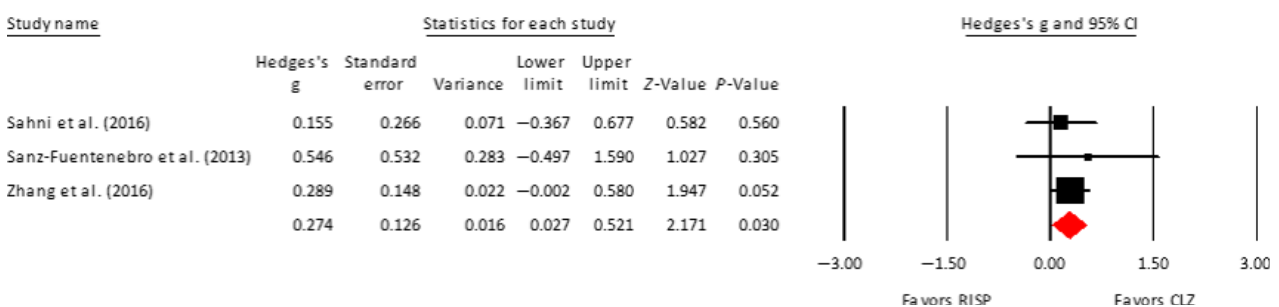


Fig. 2. (a) Forest plot showing meta-analytic results of response to clozapine vs. other antipsychotics. Squares (whiskers represent 95% confidence intervals) indicate the effect sizes of the individual studies. The size of the squares reflects the sample size of each individual study. Diamonds represent summary statistics. CI, confidence interval; other AP, risperidone/chlorpromazine/thioridazine; CLZ, clozapine. (b) Forest plot showing meta-analytic results of response to clozapine vs. risperidone. Squares (whiskers represent 95% confidence intervals) indicate the effect sizes of the individual studies. The size of the squares reflects the sample size of each individual study. Diamonds represent summary statistics. CI, confidence interval; RISP, risperidone; CLZ, clozapine. [Colour figure can be viewed at wileyonlinelibrary.com]

analysis only including blinded RCTs (3, 30) did not reveal a significant benefit of CLZ over the other antipsychotics either (Hedges' $g = 0.159$, $P = 0.411$, $CI = -0.219-0.537$; Figure S4). However, the directions of effect remained identical for all these sensitivity analyses, favoring CLZ.

Discussion

Despite a scarcity of studies on this topic, we found increased efficacy of clozapine as a first- or second-

line treatment in schizophrenia spectrum patients compared to other antipsychotic medication, in particular, relative to risperidone. This finding suggests that CLZ might be superior to other antipsychotics when used earlier than as a third step. However, our study was not designed to investigate CLZ's overall tolerability, and therefore, we cannot recommend it as a first-line treatment for SCZ. On the other hand, our findings may contribute to recent recommendations of CLZ as a second-line treatment in certain SCZ patients (54).

To our knowledge, the current study is the first systematic review and meta-analysis comprehensively probing the use of CLZ in early disease stages. Relatively high efficacy of CLZ may stem from its important effects on psychotic features. However, as the main outcome was general improvement on total PANSS, BPRS, or GCI measures, other aspects of CLZ – such as its beneficial effects on aggressive behavior (55), suicidality (56), and substance abuse (57) – may also have contributed. In clinical settings, the decision to start a specific antipsychotic is not only based on efficacy, but also on tolerability and safety, which may be lower for CLZ compared to other antipsychotics. Nevertheless, lower mortality rates have been found in CLZ users compared to all other antipsychotics (58, 59) and compared to former CLZ users (60) and to users of other antipsychotics (59), suggesting long-term good physical tolerability of CLZ. Another factor possibly explaining our results is that patient characteristics independent of disease stage may partially explain CLZ treatment response: Some research hints that factors such as abundant negative symptoms, a longer duration of untreated psychosis (61), young age at onset (61, 62), and disorganized subtype of SCZ (63) might predict TRS early in the disease.

The prime limitation of our method is the relative paucity of available studies comparing CLZ to active comparators in early disease stages, likely explaining the non-significant results when considering only RCTs or blinded RCTs. However, our inclusion of naturalistic studies in the main analysis has most likely resulted in conservative estimates of CLZ's efficacy as CLZ may be preferred for patients with relatively severe symptomatology compared to other antipsychotics, who in turn may be more difficult to treat. Alternatively, one may reason that, in treatment-compliant patients, CLZ may be preferred over depot antipsychotics since CLZ is unavailable as long-acting injectable and CLZ requires mandatory blood tests. This could in turn have resulted in overestimated effect sizes of CLZ vs. other antipsychotics. In addition, although the effect sizes we found in our meta-analyses were relatively small (0.155–0.546), possibly such effect sizes may reflect a proportion of patients responding well (e.g., hedge's $g = 0.5$), while some receiving CLZ in early disease stages may respond more poorly (e.g., hedge's $g = 0.05$). The fairly large standard deviations for treatment response found in the studies we base our meta-analysis on (31, 35, 37) hints at variable response rates on CLZ in early disease stages. Furthermore,

our observation that the directions of effect in all sensitivity analyses do not change compared to our main analysis may be indicative of lack of power rather than lack of benefit of CLZ. On a general note, the relative scarcity of studies limits statistical power and extrapolation to other active comparators than risperidone. A potential caveat of two studies (6, 57) is their use of baseline data including subjects lost to follow-up. However, considering the absence of heterogeneity and the overall identical effect sizes between the studies included in our meta-analysis, it is unlikely that such participants have influenced the results. Moreover, in our analyses, lower sample sizes excluding drop-outs were used, likely rendering our method relatively conservative.

Future, large, randomized controlled clinical trials may elucidate whether prescribing CLZ as a first- or second-line treatment to patients with schizophrenia spectrum disorders may indeed improve compliance, quality of life, and treatment response. Such trials may also shed light on patient characteristics associated with CLZ efficacy in variable disease stages and should also consider CLZ's safety profile relative to other antipsychotics.

Author contributions

CO and JL conceived the study; CO and EH performed the statistical analyses; CO, EH, and JL wrote the first draft; JL and AH supervised the project; AH and SL provided methodological advice; and all authors were involved in the writing and critical appraisal of methods and approved the final manuscript.

Conflict of interest

In the last 3 years, SL has received honoraria for consulting or lectures from LB Pharma, Lundbeck, Otsuka, TEVA, LTS Lohmann, Geodon Richter, Recordati, Boehringer Ingelheim, Sandoz, Janssen, Lilly, SanofiAventis, Servier and Sunovion. RSK declares personal fees for consultancy from Alkermes, Minerva Neuroscience, Gedeon Richter, and Otsuka; and personal (speaker) fees from Otsuka/Lundbeck. AH has been on the advisory boards of and has received speaker fees from Janssen-Cilag, Lundbeck and Otsuka. The other authors report no conflicts of interest.

References

1. MELTZER HY. Update on typical and atypical antipsychotic drugs. *Annu Rev Med* 2013;**64**:393–406.

2. CHEINE MV, WAHLBECK K, RIMON M. Pharmacological treatment of schizophrenia resistant to first-line treatment: a critical systematic review and meta-analysis. *Int J Psychiatry Clin Pract* 1999;**3**:159–69.
3. LIEBERMAN JA, PHILLIPS M, GU H et al. Atypical and conventional antipsychotic drugs in treatment-naive first-episode schizophrenia: a 52-week randomized trial of clozapine vs chlorpromazine. *Neuropsychopharmacology* 2003;**28**:995–1003.
4. HOWES OD, McCUTCHEON RA, DE BARTOLOMEIS A et al. Treatment-resistant schizophrenia: treatment response and resistance in psychosis (TRRIP) Working group consensus guidelines on diagnosis and terminology. *Am J Psychiatry* 2017;**174**:216–29.
5. FAROOQ S, TAYLOR M. Clozapine: dangerous orphan or neglected friend? *British J Psychiatry* 2011;**198**:247–9.
6. BOGERS JP, SCHULTE PF, van DIJK D, BAKKER B, COHEN D. Clozapine underutilization in the treatment of schizophrenia: how can clozapine prescription rates be improved? *J Clin Psychopharmacol* 2016;**36**:109–11.
7. TAYLOR DM, YOUNG C, PATON C. Prior antipsychotic prescribing in patients currently receiving clozapine: a case note review. *J Clin Psychiatry* 2003;**64**:30–4.
8. WYATT RJ. Neuroleptics and the natural course of schizophrenia. *Schizophr Bull* 1991;**17**:325–51.
9. GREEN AI, SCHILDKRAUT JJ. Should clozapine be a first-line treatment for schizophrenia? The rationale for a double-blind clinical trial in first-episode patients. *Harvard Rev Psychiatry* 1995;**3**:1–9.
10. EMSLEY R, CHILIZA B, ASMAL L, HARVEY BH. The nature of relapse in schizophrenia. *BMC Psychiatry* 2013; **13**:50.
11. HARO JM, NOVICK D, BELGER M, JONES PB. Antipsychotic type and correlates of antipsychotic treatment discontinuation in the outpatient treatment of schizophrenia. *European Psychiatry* 2006;**21**:41–7.
12. ESSOCK SM, HARGREAVES WA, DOHM FA, GOETHE J, CARVER L, HIPSHMAN L. Clozapine eligibility among state hospital patients. *Schizophr Bull* 1996;**22**:15–25.
13. LEWIS SW, DAVIES L, JONES PB et al. Randomised controlled trials of conventional antipsychotic versus new atypical drugs, and new atypical drugs versus clozapine, in people with schizophrenia responding poorly to, or intolerant of, current drug treatment. *Health Technol Assessment* 2006;**10**:1–165. iii-iv, ix-xi
14. ROSENHECK R, CRAMER J, XU W et al. A comparison of clozapine and haloperidol in hospitalized patients with refractory schizophrenia. *N Engl J Med* 1997;**337**:809–15.
15. McEVOY JP, LIEBERMAN JA, STROUP TS et al. Effectiveness of clozapine versus olanzapine, quetiapine, and risperidone in patients with chronic schizophrenia who did not respond to prior atypical antipsychotic treatment. *Am J Psychiatry* 2006;**163**:600–10.
16. SISKIND D, McARTNEY L, GOLDSCHLAGER R, KISELY S. Clozapine v. first- and second-generation antipsychotics in treatment-refractory schizophrenia: systematic review and meta-analysis. *British J Psychiatry* 2016;**209**:385–92.
17. SAMARA MT, DOLD M, GIANATSI M et al. Efficacy, acceptability, and tolerability of antipsychotics in treatment-resistant schizophrenia: a network meta-analysis. *JAMA Psychiatry* 2016;**73**:199–210.
18. DAVIS JM, CHEN N, GLICK ID. A meta-analysis of the efficacy of second-generation antipsychotics. *Arch Gen Psychiatry* 2003;**60**:553–64.
19. LEUCHT S, KOMOSSA K, RUMMEL-KLUGE C et al. A meta-analysis of head-to-head comparisons of second-generation antipsychotics in the treatment of schizophrenia. *Am J Psychiatry* 2009;**166**:152–63.
20. WAHLBECK K, CHEINE M, ESSALI MA. Clozapine versus typical neuroleptic medication for schizophrenia. *Cochrane Database Syst Rev* 2000:CD000059.
21. ESSALI A, AL-HAJ HAASAN N, LI C, RATHBONE J. Clozapine versus typical neuroleptic medication for schizophrenia. *Cochrane Database Syst Rev* 2009:CD000059.
22. AGID O, ARENOVICH T, SAJEEV G et al. An algorithm-based approach to first-episode schizophrenia: response rates over 3 prospective antipsychotic trials with a retrospective data analysis. *J Clin Psychiatry* 2011;**72**:1439–44.
23. AGID O, REMINGTON G, KAPUR S, ARENOVICH T, ZIPURSKY RB. Early use of clozapine for poorly responding first-episode psychosis. *J Clin Psychopharmacol* 2007;**27**:369–73.
24. AGID O, SCHULZE L, ARENOVICH T et al. Antipsychotic response in first-episode schizophrenia: efficacy of high doses and switching. *Eur Neuropsychopharmacol* 2013;**23**:1017–22.
25. AGID O, FERVAHA G, ZIPURSKY R et al. Antipsychotic treatment algorithm for first episode schizophrenia – a guide for clinicians. *Early Interv Psychiatry* 2016;**10**:240.
26. ZHU Y, KRAUSE M, HUH M et al. Antipsychotic drugs for the acute treatment of patients with a first episode of schizophrenia: a systematic review with pairwise and network meta-analyses. *Lancet Psychiatry* 2017;**4**:694–705.
27. ZHU YK, LI CB, HUH M et al. How well do patients with a first episode of schizophrenia respond to antipsychotics: a systematic review and meta-analysis. *Eur Neuropsychopharmacol* 2017;**27**:835–44.
28. MOHER D, LIBERATI A, TETZLAFF J, ALTMAN DG, GROUP P. Preferred reporting items for systematic reviews and meta-analyses: the PRISMA statement. *J Clin Epidemiol* 2009;**62**:1006–12.
29. GIRGIS RR, PHILLIPS MR, LI X et al. Clozapine v. chlorpromazine in treatment-naive, first-episode schizophrenia: 9-year outcomes of a randomised clinical trial. *British J Psychiatry* 2011;**199**:281–8.
30. EDWARDS J, COCKS J, BURNETT P et al. Randomized controlled trial of clozapine and CBT for first-episode psychosis with enduring positive symptoms: a pilot study. *Schizophrenia Res Treat* 2011;**2011**:394896.
31. ZHANG C, CHEN MJ, WU GJ et al. Effectiveness of antipsychotic drugs for 24-month maintenance treatment in first-episode schizophrenia: evidence from a community-based “real-world” study. *J Clin Psychiatry* 2016;**77**:e1460–e6.
32. WOERNER MG, ROBINSON DG, ALVIR JM, SHEITMAN BB, LIEBERMAN JA, KANE JM. Clozapine as a first treatment for schizophrenia. *Am J Psychiatry* 2003;**160**:1514–6.
33. SCHULZ KF, ALTMAN DG, MOHER D. CONSORT 2010 statement: updated guidelines for reporting parallel group randomised trials. *BMJ* 2010;**340**:c332–c332.
34. HIGGINS JPT, THOMPSON SG, DEEKS JJ, ALTMAN DG. Measuring inconsistency in meta-analyses. *BMJ* 2003;**327**:557–560.
35. SANZ-FUENTENEYRO J, TABOADA D, PALOMO T et al. Randomized trial of clozapine vs. risperidone in treatment-naive first-episode schizophrenia: results after one year. *Schizophr Res* 2013;**149**:156–61.
36. SANZ-FUENTENEYRO FJ, TABOADA D, MOLINA V. Poster #S81 randomized trial of clozapine vs. risperidone in treatment-naive first-episode schizophrenia: preliminary results. *Schizophr Res* 2014;**153**(Suppl 1):S117–S8.
37. SAHNI S, CHAVAN BS, SIDANA A, KALRA P, KAUR G. Comparative study of clozapine versus risperidone in treatment-naive, first-episode schizophrenia: a pilot study. *Indian J Med Res* 2016;**144**:697–703.

38. SUN HQ, LI SX, CHEN FB et al. Diurnal neurobiological alterations after exposure to clozapine in first-episode schizophrenia patients. *Psychoneuroendocrinology* 2016;**64**:108–16.
39. HORACEK J, LIBIGER J, HOSCHL C, BORZOVA K, HENDRYCHOVA I. Clozapine-induced concordant agranulocytosis in monozygotic twins. *Int J Psychiatry Clin Pract* 2001;**5**:71–3.
40. GÜLEC M, ORAL E, AYDIN EF. Clozapine use in idiopathic tardive dystonia and paranoid schizophrenia comorbidity: a case report. *Klinik Psikofarmakoloji Bulteni* 2011;**21**:S201.
41. GONNER F, BAUMGARTNER R, SCHUPBACH D, MERLO MC. Neuroleptic malignant syndrome during low dosed neuroleptic medication in first-episode psychosis: a case report. *Psychopharmacology* 1999;**144**:416–8.
42. KIM YJ, NO SH, LEE SY. Successful early clozapine trial in the treatment of first-episode schizophrenia: a case report. *Clin Psychopharmacol Neurosci* 2013;**11**:168–9.
43. KOLIVAKIS TT, MARGOLESE HC, BEAUCLAIR L, CHOUINARD G. Clozapine for first-episode schizophrenia. *Am J Psychiatry* 2002;**159**:317.
44. KONTAXAKIS VP, HAVAKI-KONTAXAKI BJ, STAMOULI SS, CHRISTODOULOU GN. Toxic interaction between risperidone and clozapine: a case report. *Prog Neuropsychopharmacol Biol Psychiatry* 2002;**26**:407–9.
45. CHOUINARD G, ANNABLE L. Clozapine in the treatment of newly admitted schizophrenic patients. A pilot study. *J Clin Pharmacol* 1976;**16**:289–97.
46. FISCHER-CORNELSEN KA, FERNER UJ. An example of European multicenter trials: multispectral analysis of clozapine. *Psychopharmacol Bull* 1976;**12**:34–9.
47. van PRAAG HM, KORF J, DOLS LC. Clozapine versus perphenazine: the value of the biochemical mode of action of neuroleptics in predicting their therapeutic activity. *British J Psychiatry* 1976;**129**:547–55.
48. GELENBERG AJ, DOLLER JC. Clozapine versus chlorpromazine for the treatment of schizophrenia: preliminary results from a double-blind study. *J Clin Psychiatry* 1979;**40**:238–40.
49. CHIU E, BURROWS G, STEVENSON J. Double-blind comparison of clozapine with chlorpromazine in acute schizophrenic illness. *Aust N Z J Psychiatry* 1976;**10**:343–7.
50. GUIRGUIS E, VOINESKOS G, GRAY J, SCHLIEMAN E. Clozapine (Leponex) vs chlorpromazine (Largactil) in acute schizophrenia: (A double-blind controlled study). *Curr Therapeutic Res* 1977;**21**:707–19.
51. LEON CA. Therapeutic effects of clozapine. A 4-year follow-up of a controlled clinical trial. *Acta Psychiatr Scand* 1979;**59**:471–80.
52. JUUL POVLSSEN U, NORING U, FOG R, GERLACH J. Tolerability and therapeutic effect of clozapine. A retrospective investigation of 216 patients treated with clozapine for up to 12 years. *Acta Psychiatr Scand* 1985;**71**:176–85.
53. MARDER SR, van PUTTEN T. Who should receive clozapine? *Arch Gen Psychiatry* 1988;**45**:865–7.
54. REMINGTON G, AGID O, FOUSSIAS G, HAHN M, RAO N, SINYOR M. Clozapine's role in the treatment of first-episode schizophrenia. *Am J Psychiatry* 2013;**170**:146–51.
55. KRAKOWSKI MI, CZOBOR P, CITROME L, BARK N, COOPER TB. Atypical antipsychotic agents in the treatment of violent patients with schizophrenia and schizoaffective disorder. *Arch Gen Psychiatry* 2006;**63**:622–9.
56. MELTZER HY, ALPHS L, GREEN AI et al. Clozapine treatment for suicidality in schizophrenia: international suicide prevention trial (intersept). *Arch Gen Psychiatry* 2003;**60**:82–91.
57. BRUNETTE MF, DRAKE RE, XIE H, McHUGO GJ, GREEN AI. Clozapine use and relapses of substance use disorder among patients with co-occurring schizophrenia and substance use disorders. *Schizophr Bull* 2006;**32**:637–43.
58. TIHONEN J, LONNQVIST J, WAHLBECK K et al. 11-year follow-up of mortality in patients with schizophrenia: a population-based cohort study (FIN11 study). *Lancet* 2009;**374**:620–7.
59. WIMBERLEY T, MACCABE JH, LAURSEN TM et al. Mortality and self-harm in association with clozapine in treatment-resistant schizophrenia. *Am J Psychiatry* 2017;**174**:990–8.
60. WALKER AM, LANZA LL, ARELLANO F, ROTHMAN KJ. Mortality in current and former users of clozapine. *Epidemiology* 1997;**8**:671–7.
61. DEMJAJA A, LAPPIN JM, STAHL D et al. Antipsychotic treatment resistance in first-episode psychosis: prevalence, subtypes and predictors. *Psychol Med* 2017;**47**:1981–9.
62. LALLY J, AJNAKINA O, di FORTI M et al. Two distinct patterns of treatment resistance: clinical predictors of treatment resistance in first-episode schizophrenia spectrum psychoses. *Psychol Med* 2016;**46**:3231–40.
63. ORTIZ BB, ARAUJO FILHO GM, ARARIPE NETO AG, MEDEIROS D, BRESSAN RA. Is disorganized schizophrenia a predictor of treatment resistance? Evidence from an observational study. *Revista brasileira de psiquiatria (Sao Paulo, Brazil: 1999)* 2013;**35**:432–4.

Supporting Information

Additional Supporting Information may be found in the online version of this article:

Appendix S1. Methods.

Figure S1. CONSORT selection overview.

Figure S2. Funnel plot showing standard error by hedge's g, regarding meta-analysis 1.

Figure S3. Forest plot showing meta-analytic results of response to clozapine vs. other AP, only considering RCTs.

Figure S4. Forest plot showing meta-analytic results of response to clozapine vs. other AP, only considering blinded RCTs.