

Real-time dynamics of lattice gauge theories with a few-qubit quantum computer

Esteban A. Martinez^{1*}, Christine A. Muschik^{2,3*}, Philipp Schindler¹, Daniel Nigg¹, Alexander Erhard¹, Markus Heyl^{2,4}, Philipp Hauke^{2,3}, Marcello Dalmonte^{2,3}, Thomas Monz¹, Peter Zoller^{2,3} & Rainer Blatt^{1,2}

Gauge theories are fundamental to our understanding of interactions between the elementary constituents of matter as mediated by gauge bosons^{1,2}. However, computing the real-time dynamics in gauge theories is a notorious challenge for classical computational methods. This has recently stimulated theoretical effort, using Feynman's idea of a quantum simulator^{3,4}, to devise schemes for simulating such theories on engineered quantum-mechanical devices, with the difficulty that gauge invariance and the associated local conservation laws (Gauss laws) need to be implemented⁵⁻⁷. Here we report the experimental demonstration of a digital quantum simulation of a lattice gauge theory, by realizing (1 + 1)-dimensional quantum electrodynamics (the Schwinger model^{8,9}) on a few-qubit trapped-ion quantum computer. We are interested in the real-time evolution of the Schwinger mechanism^{10,11}, describing the instability of the bare vacuum due to quantum fluctuations, which manifests itself in the spontaneous creation of electron-positron pairs. To make efficient use of our quantum resources, we map the original problem to a spin model by eliminating the gauge fields¹² in favour of exotic long-range interactions, which can be directly and efficiently implemented on an ion trap architecture¹³. We explore the Schwinger mechanism of particle-antiparticle generation by monitoring the mass production and the vacuum persistence amplitude. Moreover, we track the real-time evolution of entanglement in the system, which illustrates how particle creation and entanglement generation are directly related. Our work represents a first step towards quantum simulation of high-energy theories using atomic physics experiments—the long-term intention is to extend this approach to real-time quantum simulations of non-Abelian lattice gauge theories.

Small-scale quantum computers exist today in the laboratory as programmable quantum devices¹⁴. In particular, trapped-ion quantum computers¹³ provide a platform allowing a few hundred coherent quantum gates to act on a few qubits, with a clear roadmap towards scaling up these devices^{4,15}. This provides the tools for universal digital quantum simulation¹⁶, where the time evolution of a quantum system is approximated as a stroboscopic sequence of quantum gates¹⁷. Here we show how this technology can be used to simulate the real-time dynamics of a minimal model of a lattice gauge theory, realizing the Schwinger model^{8,9} as a one-dimensional quantum field theory with a chain of trapped ions (Fig. 1).

Our few-qubit demonstration is a first step towards simulating real-time dynamics in gauge theories: such simulations are fundamental for the understanding of many physical phenomena, including thermalization after heavy-ion collisions and pair creation studied at high-intensity laser facilities^{6,18}. Although existing classical numerical methods such as quantum Monte Carlo have been remarkably successful for describing equilibrium phenomena, no systematic techniques exist to tackle the dynamical long-time behaviour of all but very small

systems. In contrast, quantum simulations aim at the long-term goal of solving the specific yet fundamental class of problems that currently cannot be tackled by these classical techniques. The digital approach we employ here is based on the Hamiltonian formulation of gauge theories⁹, and enables direct access to the system wavefunction. As we show below, this allows us to investigate entanglement generation during particle-antiparticle production, emphasizing a novel perspective on the dynamics of the Schwinger mechanism².

Digital quantum simulations described in the present work are conceptually different from, and fundamentally more challenging than, previously reported condensed-matter-motivated simulations of spin and Hubbard-type models^{4,19,20}. In gauge theories, local symmetries lead to the introduction of dynamical gauge fields obeying a Gauss law⁶. Formally, this crucial feature is described by local symmetry generators $\{\hat{G}_i\}$ that commute with the Hamiltonian of the system $[\hat{H}, \hat{G}_i] = 0$ and restrict the dynamics to a subspace of physical states $|\Psi_{\text{physical}}\rangle$ which satisfy $\hat{G}_i|\Psi_{\text{physical}}\rangle = q_i|\Psi_{\text{physical}}\rangle$, where q_i are background charges. We will be interested in the case $q_i = 0$ for all i (see Methods). Realizing such a constrained dynamics on a quantum simulator is demanding and has been the focus of theoretical research^{6,7,11,21-24}. Instead, to optimally use the finite resources represented by a few qubits of existing quantum hardware, we encode the gauge degrees of freedom in a long-range interaction between the fermions (electrons and positrons), which can be implemented efficiently on our experimental platform. This allows us to explore quantum simulation of coherent real-time

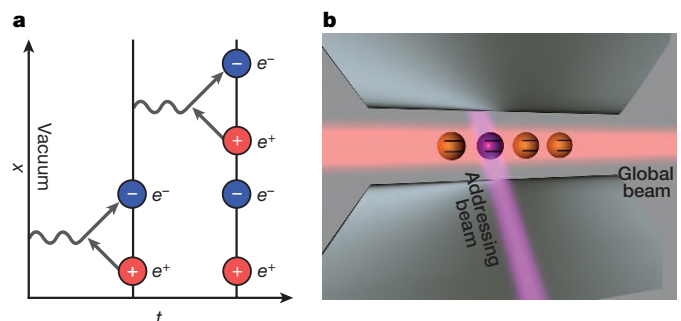


Figure 1 | Quantum simulation of the Schwinger mechanism. **a**, The instability of the vacuum due to quantum fluctuations is one of the most fundamental effects in gauge theories. We simulate the coherent real-time dynamics of particle-antiparticle creation by realizing the Schwinger model (one-dimensional quantum electrodynamics) on a lattice, as described in the main text. **b**, The experimental setup for the simulation consists of a linear Paul trap, where a string of $^{40}\text{Ca}^+$ ions is confined. The electronic states of each ion, depicted as horizontal lines, encode a spin $|\uparrow\rangle$ or $|\downarrow\rangle$. These states can be manipulated using laser beams (see Methods for details).

¹Institute for Experimental Physics, University of Innsbruck, 6020 Innsbruck, Austria. ²Institute for Quantum Optics and Quantum Information of the Austrian Academy of Sciences, 6020 Innsbruck, Austria. ³Institute for Theoretical Physics, University of Innsbruck, 6020 Innsbruck, Austria. ⁴Physics Department, Technische Universität München, 85747 Garching, Germany. *These authors contributed equally to this work.

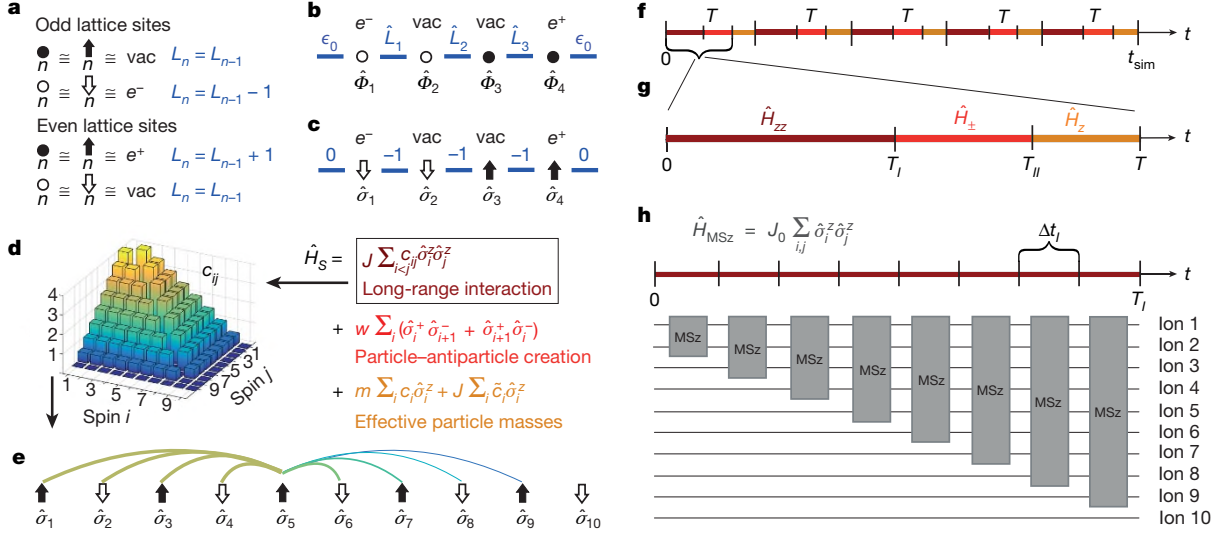


Figure 2 | Encoding Wilson's lattice gauge theories in digital quantum simulators. Matter fields, represented by one-component fermion fields $\hat{\Phi}_n$ at sites n , interact via equation (1) with gauge variables defined on the links connecting the sites. **a**, Unoccupied odd (occupied even) sites, represented by filled (empty) circles, indicate the presence of an electron (positron). **b**, Gauge variables (shown as horizontal blue thick lines) are represented by operators \hat{L}_n with integer eigenvalues $L_n = 0, \pm 1, \dots, \pm \infty$. **c**, By mapping the fields $\hat{\Phi}_n$ to Pauli operators $\hat{\sigma}_n$, we obtain a spin model (the spins are represented by filled/empty arrows). In this language, the Gauss law governing the interaction of fermions and gauge variables reads $\hat{L}_n - \hat{L}_{n-1} = \frac{1}{2}[\hat{\sigma}_n^z + (-1)^n]$, where $\hat{\sigma}^z$ is the diagonal Pauli matrix. The realization of the Schwinger model on a small-scale device requires an optimized use of resources. We achieve this by eliminating the gauge fields at the cost of obtaining a model with long-range couplings (and additional

local terms). More specifically, the Gauss law determines the gauge fields for a given matter configuration and background field ϵ_0 . The elimination of the operators \hat{L}_n transforms the original model with nearest-neighbour terms into a pure spin model with long-range couplings that corresponds to the Coulomb interaction between the charged particles. **d**, Coupling matrix of the resulting interactions for $N = 10$, along with the total spin Hamiltonian \hat{H}_S . For illustration, **e** shows the couplings involving the fifth spin. The colours (and thicknesses) of lines represent the different interaction strengths c_{ij} according to the matrix shown in **d**. For implementing \hat{H}_S in a scalable and efficient way, we introduce time steps of length T (**f**), each subdivided into three sections (**g**). In each of these (length not to scale), one of the three parts of \hat{H}_S is realized as explained in Methods. **h**, The protocol for realizing \hat{H}_{zz} for $N = 10$. The ions interact according to the Mølmer-Sørensen (MS) Hamiltonian \hat{H}_{MSz} . During each short time window of length Δt_i , a different set of ions is coupled by \hat{H}_{MSz} .

dynamics with four qubits, exemplified here by the creation of electron-positron pairs (Fig. 1).

To this end, we experimentally study the Schwinger model, which describes quantum electrodynamics in one dimension. This model is extensively used as a testbed for lattice gauge theories as it shares many important features with quantum chromodynamics, including confinement, chiral symmetry breaking, and a topological theta vacuum⁶. In the Kogut-Susskind Hamiltonian formulation of the Schwinger model^{8,9},

$$\hat{H}_{\text{lat}} = -i w \sum_{n=1}^{N-1} [\hat{\Phi}_n^\dagger e^{i\theta_n} \hat{\Phi}_{n+1} - \text{h.c.}] + J \sum_{n=1}^{N-1} \hat{L}_n^2 + m \sum_{n=1}^N (-1)^n \hat{\Phi}_n^\dagger \hat{\Phi}_n \quad (1)$$

describes the interaction of fermionic field operators $\hat{\Phi}_n$ at sites $n = 1 \dots N$ with gauge fields that are represented by the canonically commuting operators $[\theta_n, \hat{L}_m] = i\delta_{n,m}$. \hat{L}_n and θ_n correspond to the electromagnetic field and vector potential on the connection between sites n and $n + 1$. The latter can be eliminated by a gauge transformation (see Methods). The fields $\hat{\Phi}_n$ represent Kogut-Susskind fermions (Fig. 2), where the presence of an electron (positron) is mapped to an unoccupied odd (occupied even) lattice site, allowing for a convenient incorporation of particles and antiparticles in a single fermion field. Accordingly, the third term in equation (1), representing the rest mass m , obtains a staggered sign. The first term corresponds to the creation and annihilation of particle-antiparticle pairs, and the second term reflects the energy stored in the electric field. Their energy scales $w = 1/(2a)$ and $J = g^2 a/2$ depend on the lattice spacing a and the fermion light coupling constant g . We use natural units $\hbar = c = 1$;

therefore, a and t have the dimension of length, while w, J, m and g have the dimension of inverse length.

To realize the model using trapped ions, we map the fermionic operators $\hat{\Phi}_n$ to spin operators (Fig. 2a) by a Jordan-Wigner transformation¹², which converts the short-range hopping in equation (1) into nearest-neighbour spin flip terms. In this formulation, the Gauss law takes the form $\hat{L}_n - \hat{L}_{n-1} = \frac{1}{2}[\hat{\sigma}_n^z + (-1)^n]$, where σ_n are the Pauli matrices. This law is the lattice version of the continuum law $\nabla E = \rho$, where ρ is the charge density. As illustrated in Fig. 2c, the Gauss law completely determines the electric fields for a given spin configuration and choice of background field. Following ref. 12, we use this constraint to eliminate the operators \hat{L}_n from the dynamics, adapting a scheme that has previously proven advantageous for numerical calculations²⁵ to a quantum simulation experiment, where the Gauss law is fulfilled by construction.

The elimination of the gauge fields maps the original problem to a spin model with long-range interactions that reflect the Coulomb interactions between the simulated particles. This allows an efficient use of resources, since N spins can be used to simulate N particles and their accompanying $N - 1$ gauge fields. However, as shown in Fig. 2d, the required couplings and local terms have a very unusual distance and position dependence. The challenge has thus been moved from engineering a constrained dynamics of $2N - 1$ quantum systems on a gauge-invariant Hilbert space to the realization of an exotic and asymmetric interaction of N spins.

Our platform is ideally suited for this task, since long-range interactions and precise single qubit operations are available in trapped-ion systems. These capabilities allow us to realize the required interactions by means of a digital quantum simulation scheme¹⁷. To this end, the desired Hamiltonian, $H = \sum_{k=1}^K H_k$, is split into K parts that can be directly implemented and are applied separately in subsequent time

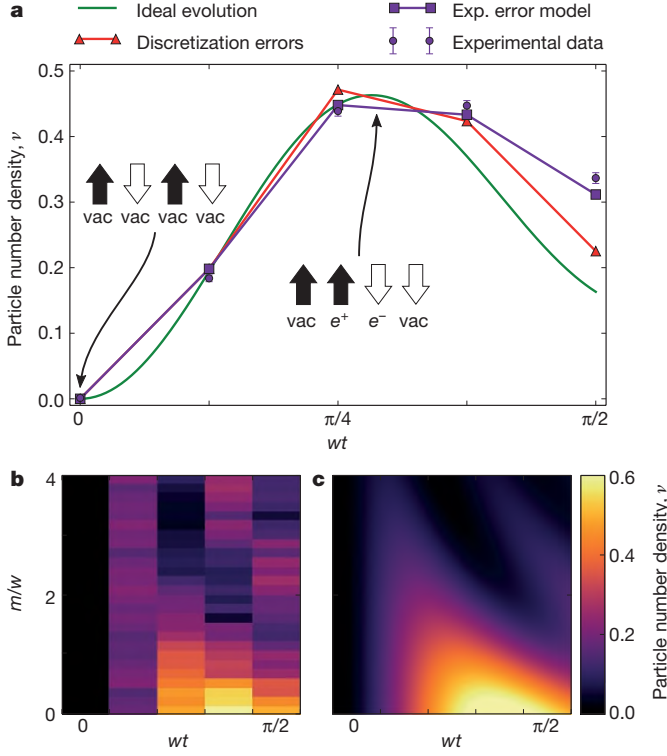


Figure 3 | Time evolution of the particle number density, ν . **a**, We show the ideal evolution under the Schwinger Hamiltonian \hat{H}_S shown in Fig. 2d, the ideal evolution considering time discretization errors (see Fig. 2), the expected evolution including an experimental (exp.) error model (see Methods) and the experimental data for electric field energy $J = w$ and particle mass $m = 0.5w$ (see equation (1)). After postselection of the experimental data (see Methods), the remaining populations are $\{86 \pm 2, 79 \pm 1, 73 \pm 1, 69 \pm 1\}\%$ after $\{1, 2, 3, 4\}$ time steps (averaged over all data sets). Error bars correspond to standard deviations estimated from a Monte Carlo bootstrapping procedure. The insets show the initial state of the simulation (left inset), corresponding to the bare vacuum with particle number density $\nu = 0$, as well as one example of a state containing one pair (right inset), that is, a state with $\nu = 0.5$, represented as filled/empty arrows as in Fig. 2. **b**, Experimental data and **c**, theoretical prediction for the evolution of the particle number density ν as a function of the dimensionless time wt and the dimensionless particle mass m/w , with $J = w$.

windows. By repeating the sequence multiple times, the resulting time evolution of the system $U(t)$ closely resembles an evolution where the individual parts of the Hamiltonian act simultaneously, as can be shown using the Suzuki–Lie–Trotter expansion:

$$U(t) = e^{-i\hat{H}t} = \lim_{n \rightarrow \infty} \left(\bigotimes_{k=1}^K e^{-i\hat{H}_k t/n} \right)^n$$

Our scheme is depicted in Fig. 2f–h. It allows for an efficient realization of the required dynamics and implements the coupling matrix shown in Fig. 2d, e with a minimal number of time steps, scaling only linearly in the number of sites N . The scheme is therefore scalable to larger systems. A discussion of finite size effects can be found in Methods.

We realize the simulation in a quantum information processor based on a string of $^{40}\text{Ca}^+$ ions confined in a macroscopic linear Paul trap (Fig. 1b). There, each qubit is encoded in the electronic states $|\downarrow\rangle = 4S_{1/2}$ (with magnetic quantum number $m = -1/2$), $|\uparrow\rangle = 3D_{5/2}$ ($m = -1/2$) of a single ion. The energy difference between these states is in the optical domain, so the state of the qubit can be manipulated using laser light pulses. More specifically, a universal set of high-fidelity quantum operations is available, consisting of collective rotations around the equator of the Bloch sphere, addressed rotations around the z axis and

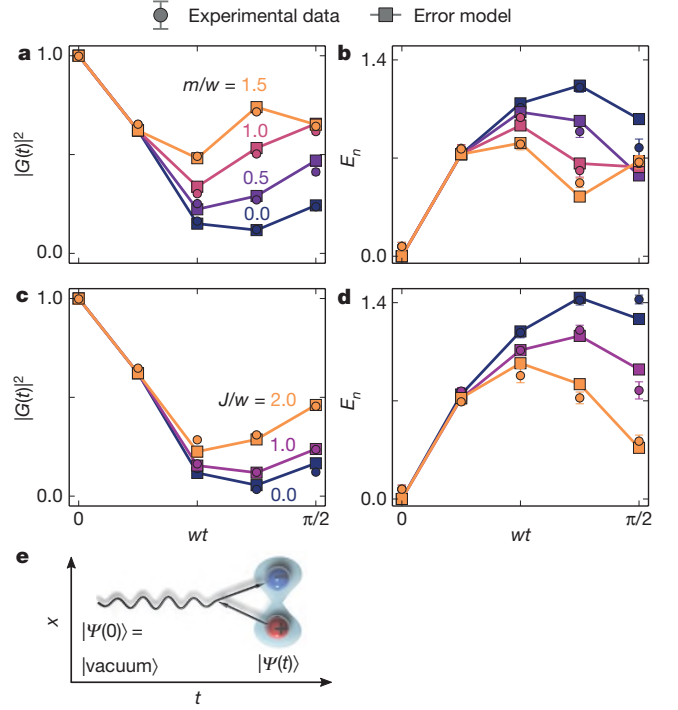


Figure 4 | Time evolution of the vacuum persistence amplitude and entanglement. We show the square of the vacuum persistence amplitude $|G(t)|^2$ (the Loschmidt echo), which quantifies the decay of the unstable vacuum, and the logarithmic negativity E_n , a measure of the entanglement between the left and the right halves of the system. **a, b**, The time evolution of $|G(t)|^2$ (**a**) and E_n (**b**) for different values of the particle mass m and fixed electric field energy $J = w$, where w is the rate of particle–antiparticle creation and annihilation (compare equation (1)), as a function of the dimensionless time wt . **c, d**, The time evolution of $|G(t)|^2$ (**c**) and E_n (**d**) changes for different values of J and fixed particle mass $m = 0$. Circles correspond to the experimental data and squares connected by solid lines to the expected evolution assuming an experimental error model explained in Methods. Error bars correspond to standard deviations estimated from a Monte Carlo bootstrapping procedure. **e**, Illustration of the creation of a particle–antiparticle pair starting from the bare vacuum state.

entangling Mølmer–Sørensen (MS) gates²⁶. With a sequence of these gates, arbitrary unitary operations can be implemented²⁷. Thus, we are able to simulate any Hamiltonian evolution, and in particular the interactions required here, by means of digital quantum simulation techniques, as shown in Fig. 2. Each of the implemented time evolutions consists of a sequence of over 200 quantum gates (see Extended Data Fig. 3). In order to realize the non-local interactions H_{zz} and H_{\pm} with their specific long-range interactions, we use global MS entangling gates together with a spectroscopic decoupling method to tailor the range of the interaction. For the decoupling, the population of the ions that are not involved in the specific operations are shelved into additional electronic states that are not affected by the light for the entangling operations (see Methods). The local terms in H_z correspond to z rotations that are directly available in our set of operations. The strength of all terms can be tuned by changing the duration of the laser pulses corresponding to the physical operations.

Within our scheme, a wide range of fundamental properties in one-dimensional lattice gauge theories can be studied. To demonstrate our approach, we concentrate on simulating the coherent quantum real-time dynamics of the Schwinger mechanism, that is, the creation of particle–antiparticle pairs out of the bare vacuum $|\text{vacuum}\rangle$, where matter is entirely absent (see Methods). After initializing the system in this state, which corresponds to the ground state for $m \rightarrow \infty$ (Fig. 3a), we apply \hat{H}_S (Fig. 2d) for different masses and coupling strengths. As a first step, we measure the particle number density

$\nu(t) = \frac{1}{2^N} \sum_{i=1}^N \langle (-1)^i \hat{\sigma}_i^z(t) + 1 \rangle$ generated after a simulated time evolution of duration t . The value $\nu=0.5$ corresponds to a state containing on average one pair (Fig. 2b). As Fig. 3c shows, an initial phase of rapid pair creation is followed by a reduction of $\nu(t)$ due to recombination effects. The measured evolution shows excellent agreement with theoretical predictions, assuming uncorrelated dephasing with an error probability $p=0.038$ per qubit and per step, as explained in Methods. In Fig. 3b, we probe the particle–antiparticle generation for a broad range of masses m . Larger values of m increase the energy cost of pair production and thus lead to faster oscillations with a suppressed magnitude (see also Methods and Extended Data).

Our platform allows direct measurements of the vacuum persistence amplitude and of the generated entanglement. The vacuum persistence amplitude $G(t) = \langle \text{vacuum} | e^{-iHt} | \text{vacuum} \rangle$ quantifies the decay of the unstable vacuum (see Methods). The associated probability $|G(t)|^2$ shown in Fig. 4a, c, also known as the Loschmidt echo, is important in contexts such as quantum chaos²⁸ and dynamical critical phenomena far from equilibrium²⁹.

The vacuum decay continuously produces entanglement, as particles and antiparticles are constantly generated and propagate away from each other, thus correlating distant parts of the system. Entanglement plays a crucial role in the characterization of dynamical processes in quantum many-body systems, and its analysis permits us to quantify the quantum character of the generated correlations. To this end, we reconstruct the density matrix after each time step by full state tomography, and evaluate the entanglement of one half of the system with the other by calculating the logarithmic negativity. This quantity is an entanglement measure for mixed states³⁰, which is defined as the sum of the negative eigenvalues of the partially transposed density matrix. The entanglement between two contiguous blocks of our spin system is equivalent to the entanglement in the simulated fermionic system described by equation (1), that is, including the gauge fields (C.A.M. *et al.*, manuscript in preparation). In Fig. 4b, d, we show the real-time dynamics of the logarithmic negativity for different parameter regimes. Entanglement between the two halves of the system is due to the presence of a pair distributed across them. Accordingly, less entanglement is produced for increasing particle masses m and field energies J . The latter has a stronger influence, as it not only raises the energy cost for the creation of a pair but also for increasing the distance between particle and antiparticle.

Our study should be understood as a first step in the effort to simulate increasingly complex dynamics, including quantum simulations of lattice gauge theories⁵, that cannot be tackled by classical numerical methods. Building on these results, future challenges include the quantum simulation of non-Abelian lattice gauge theories and systems beyond one dimension.

Online Content Methods, along with any additional Extended Data display items and Source Data, are available in the online version of the paper; references unique to these sections appear only in the online paper.

1. Gattringer, C. & Lang, C. B. *Quantum Chromodynamics on the Lattice* (Springer, 2010).
2. Calzetta, E. A. & Hu, B. L. *Nonequilibrium Quantum Field Theory* (Cambridge Univ. Press, 2008).
3. Feynman, R. P. Simulating physics with computers. *Int. J. Theor. Phys.* **21**, 467–488 (1982).
4. Georgescu, I. M., Ashhab, S. & Nori, F. Quantum simulation. *Rev. Mod. Phys.* **86**, 153–185 (2014).
5. Jordan, S. P., Lee, K. S. M. & Preskill, J. Quantum algorithms for quantum field theories. *Science* **336**, 1130–1133 (2012).
6. Wiese, U. J. Ultracold quantum gases and lattice systems: quantum simulation of lattice gauge theories. *Ann. Phys.* **525**, 777–796 (2013).
7. Zohar, E., Cirac, I. & Reznik, B. Quantum simulations of lattice gauge theories using ultracold atoms in optical lattices. *Rep. Prog. Phys.* **79**, 014401 (2016).
8. Schwinger, J. Gauge invariance and mass. II. *Phys. Rev.* **128**, 2425–2429 (1962).

9. Kogut, J. & Susskind, L. Hamiltonian formulation of Wilson's lattice gauge theories. *Phys. Rev. D* **11**, 395–408 (1975).
10. Hebenstreit, F., Berges, J. & Gelfand, D. Real-time dynamics of string breaking. *Phys. Rev. Lett.* **111**, 201601 (2013).
11. Kasper, V., Hebenstreit, F., Oberthaler, M. & Berges, J. Schwinger pair production with ultracold atoms. Preprint at <http://www.arXiv.org/abs/1506.01238> (2015).
12. Hamer, C. J., Weihong, Z. & Oitmaa, J. Series expansions for the massive Schwinger model in Hamiltonian lattice theory. *Phys. Rev. D* **56**, 55–67 (1997).
13. Blatt, R. & Roos, C. F. Quantum simulations with trapped ions. *Nat. Phys.* **8**, 277–284 (2012).
14. Ladd, T. D. *et al.* Quantum computers. *Nature* **464**, 45–53 (2010).
15. Monroe, C. *et al.* Large-scale modular quantum-computer architecture with atomic memory and photonic interconnects. *Phys. Rev. A* **89**, 022317 (2014).
16. Lanyon, B. P. *et al.* Universal digital quantum simulation with trapped ions. *Science* **334**, 57–61 (2011).
17. Lloyd, S. Universal quantum simulators. *Science* **273**, 1073–1078 (1996).
18. Narozhny, N. B. & Fedotov, A. M. Creation of electron-positron plasma with superstrong laser field. *Eur. Phys. J. Spec. Top.* **223**, 1083–1092 (2014).
19. Barends, R. *et al.* Digital quantum simulation of fermionic models with a superconducting circuit. *Nat. Commun.* **6**, 7654 (2015).
20. Salathé, Y. *et al.* Digital quantum simulation of spin models with circuit quantum electrodynamics. *Phys. Rev. X* **5**, 021027 (2015).
21. Zohar, E., Cirac, J. I. & Reznik, B. Simulating compact quantum electrodynamics with ultracold atoms: probing confinement and nonperturbative effects. *Phys. Rev. Lett.* **109**, 125302 (2012).
22. Tagliacozzo, L., Celi, A., Zamora, A. & Lewenstein, M. Optical Abelian lattice gauge theories. *Ann. Phys.* **330**, 160–191 (2013).
23. Banerjee, D. *et al.* Atomic quantum simulation of dynamical gauge fields coupled to fermionic matter: from string breaking to evolution after a quench. *Phys. Rev. Lett.* **109**, 175302 (2012).
24. Hauke, P., Marcos, D., Dalmonte, M. & Zoller, P. Quantum simulation of a lattice Schwinger model in a chain of trapped ions. *Phys. Rev. X* **3**, 041018 (2013).
25. Bañuls, M., Cichy, K., Cirac, I. & Jansen, K. The mass spectrum of the Schwinger model with matrix product states. *J. High Energy Phys.* **2013**, 158 (2013).
26. Sørensen, A. & Mølmer, K. Entanglement and quantum computation with ions in thermal motion. *Phys. Rev. A* **62**, 022311 (2000).
27. Schindler, P. *et al.* A quantum information processor with trapped ions. *New J. Phys.* **15**, 123012 (2013).
28. Gorin, T., Prosen, T., Seligman, T. H. & Znidaric, M. Dynamics of Loschmidt echoes and fidelity decay. *Phys. Rep.* **435**, 33–156 (2006).
29. Heyl, M., Polkovnikov, A. & Kehrein, S. Dynamical quantum phase transitions in the transverse field Ising model. *Phys. Rev. Lett.* **110**, 135704 (2013).
30. Plenio, M. B. & Virmani, S. An introduction to entanglement measures. *Quantum Inf. Comput.* **7**, 1–51 (2007).

Acknowledgements We acknowledge discussions with C. Hempel, E. R. Ortega and U. J. Wiese. Financial support was provided by the Austrian Science Fund (FWF), through the SFB FoQuS (FWF project nos F4002-N16 and F4016-N23), by the European Commission via the integrated project SIQS and the ERC synergy grant UQUAM, by the Deutsche Akademie der Naturforscher Leopoldina (grant nos LPDS 2013-07 and LPDR 2015-01), as well as the Institut für Quantenoptik und Quanteninformation GmbH. E.A.M. is a recipient of a DOC fellowship from the Austrian Academy of Sciences. P.S. was supported by the Austrian Science Foundation (FWF) Erwin Schrödinger Stipendium 3600-N27. This research was funded by the Office of the Director of National Intelligence (ODNI), Intelligence Advanced Research Projects Activity (IARPA), through the Army Research Office grant W911NF-10-1-0284. All statements of fact, opinion or conclusions contained herein are those of the authors and should not be construed as representing the official views or policies of IARPA, the ODNI, or the US Government.

Author Contributions E.A.M., C.A.M., M.D. and T.M. developed the research based on discussions with P.Z. and R.B.; E.A.M. and P.S. performed the experiments. E.A.M., C.A.M., P.S. and M.H. analysed the data and carried out numerical simulations. E.A.M., P.S., D.N., A.E. and T.M. contributed to the experimental setup. C.A.M., M.H., M.D., P.H. and P.Z. developed the theory. E.A.M., C.A.M., P.S., M.H., P.H., M.D., P.Z. and R.B. wrote the manuscript and provided revisions. All authors contributed to discussions of the results and the manuscript.

Author Information Reprints and permissions information is available at www.nature.com/reprints. The authors declare no competing financial interests. Readers are welcome to comment on the online version of the paper. Correspondence and requests for materials should be addressed to E.A.M. (esteban.martinez@uibk.ac.at) or C.A.M. (christine.muschik@oeaw.ac.at).

METHODS

Encoding of the lattice Schwinger model. Our starting point is the Kogut–Susskind Hamiltonian formulation of the lattice Schwinger model^{8,9}, see equation (1) in the main text. This model describes one-component fermion fields $\hat{\psi}_n$ that are located at lattice sites n and interact with gauge fields that are represented by the canonically commuting operators $[\hat{\theta}_n, \hat{L}_m] = i\delta_{n,m}$ as illustrated in Fig. 2. $\hat{\theta}_n$ and \hat{L}_n represent the vector potential and electromagnetic field on the link connecting sites n and $n+1$. The dynamics is contained by local conservation laws. Formally, these are described in terms of local symmetry generators $\hat{G}_i = \hat{L}_n - \hat{L}_{n-1} - \hat{\psi}_n^\dagger \hat{\psi}_n + \frac{1}{2}[1 - (-1)^n]$. Physical states are eigenstates of these generators $\hat{G}_i|\Psi_{\text{physical}}\rangle = q_i|\Psi_{\text{physical}}\rangle$, where the q_i are background charges. In the continuum limit, we recover the familiar form of the Gauss law $\nabla E = \rho$, where ρ is the total charge density. The Schwinger Hamiltonian \hat{H}_{lat} commutes with the local symmetry generators $[\hat{H}_{\text{lat}}, \hat{G}_i]$ and does not mix eigenstates of \hat{G}_i with different eigenvalues. Thus, the Hilbert space is divided into different sectors with different static charge configurations. We are interested in the case $q_i = 0$, that is, in the zero charge sector with an equal number of particles and antiparticles. Our dynamics is therefore constrained by the Gauss law:

$$\hat{L}_n - \hat{L}_{n-1} = \hat{\psi}_n^\dagger \hat{\psi}_n - \frac{1}{2}[1 - (-1)^n] \quad (2)$$

Equation (2) can be understood by considering a fixed field operator \hat{L}_n and an adjacent spin $\hat{\psi}_n$ to its right. As shown in Fig. 2a, spins in state $|\uparrow\rangle$ ($|\downarrow\rangle$) on an odd (even) lattice site indicate that this lattice site is in the vacuum state, that is, not occupied by a particle or antiparticle. Accordingly, $\hat{L}_n = \hat{L}_{n-1}$. Spins in the state $|\uparrow\rangle$ on even lattice sites (corresponding to positrons) generate $(+1)$ unit of electric flux to the right $\hat{L}_n = \hat{L}_{n-1} + 1$. Similarly, spins in the state $|\downarrow\rangle$ on odd lattice sites (corresponding to electrons) lead to a decrease of one unit, $\hat{L}_n = \hat{L}_{n-1} - 1$. In order to cast the lattice Schwinger Hamiltonian given in equation (1) in the main text in the form of a spin model, the one-component fermion operators $\hat{\psi}_n$ are mapped to Pauli spin operators by means of a Jordan–Wigner transformation³¹:

$$\hat{\psi}_n = \prod_{l<n} [i\hat{\sigma}_l^z] \hat{\sigma}_n^-, \quad \hat{\psi}_n^\dagger = \prod_{l<n} [-i\hat{\sigma}_l^z] \hat{\sigma}_n^+$$

This leads to

$$\hat{H}_{\text{spin}} = w \sum_{n=1}^{N-1} [\hat{\sigma}_n^+ e^{i\hat{\theta}_n} \hat{\sigma}_{n+1}^- + \text{h.c.}] + \frac{m}{2} \sum_{n=1}^N (-1)^n \hat{\sigma}_n^z + J \sum_{n=1}^{N-1} \hat{L}_n^2$$

where constant terms (energy offsets) have been omitted. Using this expression, the gauge degrees of freedom are eliminated in a two-step procedure¹². First, the operators $\hat{\theta}_n$ are eliminated by a gauge transformation:

$$\hat{\sigma}_n^- \rightarrow \prod_{l<n} [e^{-i\hat{\theta}_l}] \hat{\sigma}_n^-$$

In a second step, the electric field operators \hat{L}_n are eliminated iteratively using the spin version of the Gauss law given in equation (2):

$$\hat{L}_n - \hat{L}_{n-1} = \frac{1}{2}[\hat{\sigma}_n^z + (-1)^n]$$

This yields the pure spin Hamiltonian which is realized in our simulation scheme:

$$\hat{H}_S = \frac{m}{2} \sum_{n=1}^N (-1)^n \hat{\sigma}_n^z + w \sum_{n=1}^{N-1} [\hat{\sigma}_n^+ \hat{\sigma}_{n+1}^- + \text{h.c.}] + J \sum_{n=1}^{N-1} \left[\epsilon_0 + \frac{1}{2} \sum_{m=1}^n [\hat{\sigma}_m^z + (-1)^m] \right]^2 \quad (3)$$

The free parameter ϵ_0 corresponds to the boundary electric field on the link to the left of the first lattice site (see Fig. 2b, c). Throughout this paper we consider the case of zero background field, where $\epsilon_0 = 0$.

The gauge fields do not appear explicitly in this description. Instead, they effectively generate a non-local long-range interaction that corresponds to the Coulomb interaction between the simulated charged particles. So far, this encoding approach has only been employed as a tool for analytical or numerical calculations^{12,32,33}. In contrast, we investigate here the use of this idea for a quantum simulation scheme, that is, the realization

of the Schwinger model in its encoded form in an actual physical system. This approach has the advantage that, by construction, the dynamics takes place in the physically allowed subspace where the Gauss law is obeyed. In typical proposals for the quantum simulation of lattice gauge theories, this is fulfilled only up to some energy scale, as it is typically imposed energetically or by exploiting mechanisms where imperfections due to gauge-variant terms are strongly suppressed⁶.

Digital quantum simulation of the encoded Schwinger model. We realize \hat{H}_S given in equation (3) by means of a digital quantum simulation scheme¹⁷, which will be described in detail elsewhere (C.A.M. *et al.*, manuscript in preparation). For convenience, we express the simulated Hamiltonian in the form

$$\hat{H}_S = \hat{H}_{zz} + \hat{H}_\pm + \hat{H}_z \quad (4)$$

where the three parts of the Hamiltonian correspond to the two different types of two-body couplings \hat{H}_{zz} and \hat{H}_\pm , as well as local terms \hat{H}_z :

$$\hat{H}_{zz} = J \sum_{n<m} c_{nm} \hat{\sigma}_n^z \hat{\sigma}_m^z$$

$$\hat{H}_\pm = w \sum_n (\hat{\sigma}_n^+ \hat{\sigma}_{n+1}^- + \hat{\sigma}_{n+1}^+ \hat{\sigma}_n^-)$$

$$\hat{H}_z = m \sum_n c_n \hat{\sigma}_n^z + J \sum_n \tilde{c}_n \hat{\sigma}_n^z$$

The simulation protocol is based on time-coarse graining, where the desired dynamics of the Hamiltonian given by equation (3) is obtained within a time-averaged description. As illustrated in Fig. 2f, the total simulation time t_{sim} is divided into individual time windows of duration T . During each of these time windows, a full cycle of the protocol that is described below is performed. This cycle is repeated multiple times from $t = 0$ to $t = t_{\text{sim}}$ and consists of three sections, as shown in Fig. 2g. Each of these sections corresponds to one of the three parts of the desired Hamiltonian given by equation (4). In the first section, \hat{H}_{zz} is simulated, in the second, the nearest-neighbour terms \hat{H}_\pm are realized and in the third, the single particle rotations \hat{H}_z are performed. In this way, the simulation scheme uses only two types of interactions, local rotations and an infinite-range entangling operation

$$\hat{H}_{\text{MSx}} = J_0 \sum_{n,m} \hat{\sigma}_n^x \hat{\sigma}_m^x \quad (5)$$

which is routinely implemented in trapped ions by means of MS gates²⁶. In the following, we explain how the individual parts of the Hamiltonian are realized. More detailed explanations can be found elsewhere (C.A.M. *et al.*, manuscript in preparation). The relative strengths of the individual parts of \hat{H}_S , J , w and m , can be tuned by adjusting the length of the elementary time windows or the strength of the underlying interaction J_0 accordingly.

Long-range interactions \hat{H}_{zz} . The first part of equation (4) originates from the third term in equation (3) representing the electric-field energy. It takes the form

$$\hat{H}_{zz} = \frac{J}{2} \sum_{m=1}^{N-2} \sum_{n=m+1}^{N-1} (N-n) \hat{\sigma}_m^z \hat{\sigma}_n^z \quad (6)$$

and describes two-body interactions with an asymmetric distance dependence, where each spin interacts with constant strength with all spins to its left, while the coupling to the spins on its right decreases linearly with distance (see Fig. 2d, e). As the number of elements in the spin coupling matrix is proportional to N^2 , a brute force digital simulation approach to this problem would require N^2 time steps. Using our protocol, which is inspired by techniques put forward in ref. 34, the required resources scale only linearly in N . This is accomplished using the scheme illustrated in Fig. 2h. We introduce $N-2$ time windows, which can be shown to be the minimal number of time steps required to simulate the Hamiltonian in equation (6). Each elementary time window has length Δt_i . In the n th time window, the Hamiltonian

$$\hat{H}_{\text{MSz}}^{(n)} = J_0 \sum_{i,j} \hat{\sigma}_i^z \hat{\sigma}_j^z$$

is applied. $\hat{H}_{\text{MSz}}^{(n)}$ is realized by applying the Hamiltonian given in equation (5) in combination with local rotations, $R(y) \hat{H}_{\text{MSz}} R^\dagger(y) = \hat{H}_{\text{MSz}}$, where $R(y) = e^{i\frac{y}{4} \sum_{i=1}^N \hat{\sigma}_i^y}$. The resulting time-averaged Hamiltonian for the first section of the time interval T , $\bar{H}_I = \frac{1}{N-2} \sum_{n=1}^{N-2} \hat{H}_{\text{MSz}}^{(n)}$ is proportional to the desired Hamiltonian in equation (6), $\bar{H}_I = \frac{J_0}{N-2} \hat{H}_{zz}$.

As shown in Fig. 2h, only ions 1 to $n+1$ participate in the entangling interaction in time step n . Since the interaction is implemented via a global beam that couples to the entire ion string (see Fig. 1b), ions $n+2$ to N are decoupled by applying hiding pulses. The population in the qubit states of these ions is transferred to electronic levels that are not affected by the interaction using suitable laser pulses. The population in the state $|\downarrow\rangle = 4S_{1/2}$ (magnetic number $m = -1/2$) is transferred to the state $3D_{5/2}$ ($m = -5/2$), and the population in $|\uparrow\rangle = 3D_{5/2}$ ($m = -1/2$) is transferred to the state $3D_{5/2}$ ($m = -3/2$) via $4S_{1/2}$ ($m = +1/2$). *Nearest-neighbour terms* \hat{H}_{\pm} . The second part of equation (4),

$$\hat{H}_{\pm} = w \sum_{n=1}^{N-1} (\hat{\sigma}_n^{\pm} \hat{\sigma}_{n+1}^{\mp} + \text{h.c.})$$

corresponds to the creation and annihilation of particle–antiparticle pairs (see Fig. 2a, c). For realizing this Hamiltonian, the interaction given in equation (5) needs to be modified not only in range, but also regarding the type of coupling. This is accomplished by dividing the time window dedicated to realizing \hat{H}_{\pm} (see Fig. 2g) into $N-1$ elementary time slots of length Δt_{II} . Each of these is used for inducing the required type of interaction between a specific pair of neighbouring ions. For example, the first elementary time slot of length Δt_{II} is used to engineer an interaction of the type $\hat{H}_{ij} \propto \hat{\sigma}_i^{\pm} \hat{\sigma}_j^{\mp} + \text{h.c.}$ between the first and the second spin, the second time slot is used to do the same for the second and the third spin, and so on. This can be done by applying suitable hiding pulses to all spins except for a selected pair of ions i and j . The selected pair undergoes a sequence of gates, which transforms the $\hat{\sigma}_i^{\pm} \hat{\sigma}_j^{\mp}$ -type coupling in equation (5) into an interaction of the required form and consists of four steps: (i) a single qubit operation on the two selected spins i and j , $U = e^{i\frac{\pi}{4}(\hat{\sigma}_i^z + \hat{\sigma}_j^z)}$; (ii) an evolution under the Hamiltonian given in equation (5) for the selected pair of spins, $\hat{H}_{\text{MSx}}^{(ij)}$ during a time $\Delta t_{II}/2$, $e^{-i\hat{H}_{\text{MSx}}^{(ij)}\Delta t_{II}/2}$; (iii) another single qubit operation U^{\dagger} ; and finally (iv) another two-qubit gate $e^{i\hat{H}_{\text{MSx}}^{(ij)}\Delta t_{II}/2}$. The time evolution operator associated with the described sequence of gates is given by $e^{i\hat{H}_{II}^{(ij)}\Delta t_{II}}$ with

$$\hat{H}_{II}^{(ij)} = \frac{1}{2} \left(\hat{H}_{\text{MSx}}^{(ij)} + U^{\dagger} \hat{H}_{\text{MSx}}^{(ij)} U \right) = J_0 (\hat{\sigma}_i^{\pm} \hat{\sigma}_j^{\mp} + \text{h.c.})$$

as desired. The relative strength of the nearest-neighbour terms \hat{H}_{\pm} and the long-range couplings \hat{H}_{zz} , w/J can be adjusted by tuning the ratio of the lengths of the elementary time windows Δ_{II}/Δ_I .

Single-particle terms \hat{H}_z . The last contribution to the Hamiltonian in equation (4) consists of two terms $\hat{H}_z = m \sum_n c_n \hat{\sigma}_n^z + J \sum_n \tilde{c}_n \hat{\sigma}_n^z$. The first term in this expression reflects the rest masses of the fermions. The second term is an effective single-particle contribution originating from the third part of equation (3) and corresponds to a change in the effective fermion masses due to the elimination of the electric fields. The local terms of the simulated Hamiltonian are given by:

$$\hat{H}_z = \frac{m}{2} \sum_{n=1}^N (-1)^n \hat{\sigma}_n^z - \frac{J}{2} \sum_{n=1}^{N-1} (n \bmod 2) \sum_{l=1}^n \hat{\sigma}_l^z$$

These are implemented by means of AC-Stark shifts, induced by laser pulses that are far red-detuned from the qubit transition^{13,27}.

Measurement and postselection. For each set of system parameters and number of simulation time steps, we perform a full state tomography to determine the density matrix that corresponds to the quantum state of the system. The electronic state of the ions is detected via a fluorescence measurement using the electron shelving technique²⁷. The entire string is imaged by a CCD camera, performing a full projective measurement in the z basis. This procedure is repeated 100 times to gather sufficient statistics.

As a consequence of charge conservation, an equal number of particles and antiparticles is created during the ideal dynamics of the system. Since our evolution starts with the vacuum state, the physical Hilbert space of the simulation is spanned by the six states $\{|0000\rangle = |\uparrow\uparrow\uparrow\downarrow\rangle, |e^-e^+00\rangle = |\downarrow\downarrow\uparrow\downarrow\rangle, |0e^+e^-0\rangle = |\uparrow\uparrow\downarrow\downarrow\rangle, |00e^-e^+\rangle = |\uparrow\downarrow\downarrow\uparrow\rangle, |e^-00e^+\rangle = |\downarrow\downarrow\uparrow\uparrow\rangle, \text{ and } |e^-e^+e^-e^+\rangle = |\downarrow\downarrow\uparrow\uparrow\rangle\}$, where $|0\rangle$ denotes the vacuum, $|e^- \rangle$ a particle and $|e^+ \rangle$ an antiparticle. However, experimental errors during the simulation produce leakage from this subspace, such that non-physical states such as $|e^-000\rangle = |\downarrow\downarrow\uparrow\uparrow\rangle$ get populated. Therefore, the raw measured density matrices ρ_{raw} are projected onto the Hilbert space spanned by the physical states and normalized,

$$\rho_{\text{phys}} = \frac{P \rho_{\text{raw}} P}{\text{tr}(P \rho_{\text{raw}} P)}$$

where P is the projector onto the physical subspace. All experimental data presented in this work correspond to physical density matrices ρ_{phys} postselected in

this way. The populations remaining in the physical subspace along the evolution are discussed in the following section.

Experimental errors. The bulk of the quantum gates in the simulation consists of hiding/unhiding pulses and MS gates. Each π pulse on a hiding transition has a fidelity of around 99.5%, and there are 30 such pulses per step, yielding a lower bound on the fidelity per step of $(0.995)^{30} = 0.86$. The fidelity of a fully-entangling ($\pi/2$) MS gate on 4 ions is around 97.5%, and one simulation step has 8 quarter-entangling ($\pi/8$) gates, yielding a lower bound of $(0.975)^{8/4} = 0.95$. The total lower bound for the fidelity per step is $\mathcal{F} = (0.995)^{30} \cdot (0.975)^{8/4} = 76\%$; it is indeed lower than the average fidelity of the raw (not postselected) state after the first step, which is 89%. The sequence performs better than might be expected from the raw fidelities; we believe this is because the ideal evolution stays at all times in a decoherence-free subspace.

A useful measure of the performance of the evolution is the population leakage from the physical subspace. After $\{1, 2, 3, 4\}$ evolution time steps, the measured populations remaining in the physical subspace were on average $\{86 \pm 2, 79 \pm 1, 73 \pm 1, 69 \pm 1\}\%$ of the populations before postselection (the average is taken over the 7 simulation runs shown in the paper). The population loss per simulation step seems consistent with the errors induced by the hiding/unhiding operations.

The remaining errors can be quantified by the average fidelity of the postselected state with the ideal state. After the first evolution step this is 96%, which is consistent with the total fidelity of the MS gates. To quantify the performance of the simulation along the whole evolution, we compare the experimental data to a simple phenomenological error model. Since the postselection already partially corrects for population errors, we considered an error model that consists of uncorrelated dephasing, parameterized with an phase flip error probability p per qubit and per evolution time step. The density matrix ρ is then, at each evolution step, subject to the composition (denoted \circ) of the error channels \mathcal{E}_i for each qubit

$$\rho \rightarrow \mathcal{E}_4 \circ \mathcal{E}_3 \circ \mathcal{E}_2 \circ \mathcal{E}_1(\rho)$$

where

$$\mathcal{E}_i(\rho) = (1-p)\rho + p \sigma_i^z \rho \sigma_i^z$$

The value for the error probability p was extracted from a fit to all of the experimental data collected. For all the data taken with non-zero J we found a value of $p = 0.038$. Whenever $J = 0$, the simulation does not require any zz interactions. Thus, several entangling gates are omitted from the sequence and consequently higher fidelities are expected. Indeed, for this case the error probability per time step was found to be $p = 0.031$.

Quantum simulation of the Schwinger mechanism. We simulate the coherent real-time dynamics in the Schwinger model focusing on the Schwinger mechanism, that is, spontaneous particle–antiparticle production out of the unstable vacuum. This effect is at the heart of quantum electrodynamics and its observation is currently pursued at high intensity laser facilities ELI and XCELS¹⁸ (theoretical proposals for its quantum simulation can for example be found elsewhere^{6,7,35,36}). To simulate the dynamics of pair creation, we consider as is usual^{2,10} the bare vacuum as initial state, where matter is completely absent, $|\text{vacuum}\rangle = |0000\rangle$. In the spin representation this state is accordingly given by $|\downarrow\downarrow\downarrow\downarrow\rangle$. Note that the bare vacuum is different from the so-called dressed vacuum state, which is the ground state of the full Hamiltonian.

Decay of the vacuum. The natural quantity characterizing the decay of the unstable vacuum is the vacuum persistence amplitude introduced by Schwinger³⁷, which is defined as the overlap of the initial state $|\Psi(0)\rangle = |\text{vacuum}\rangle$ with the time-evolved state

$$G(t) = \langle \text{vacuum} | e^{-i\hat{H}t} | \text{vacuum} \rangle$$

Within the original formulation, the Schwinger mechanism was considered for the continuum system and a classical electric field of strength E (ref. 37). There, it has been shown that the particle number density $\nu(t)$ is directly related to the rate function $\lambda(t)$ that characterizes the decay of the vacuum persistence probability $|G(t)|^2$:

$$\lambda(t) = - \lim_{N \rightarrow \infty} \frac{1}{N} \log[|G(t)|^2]$$

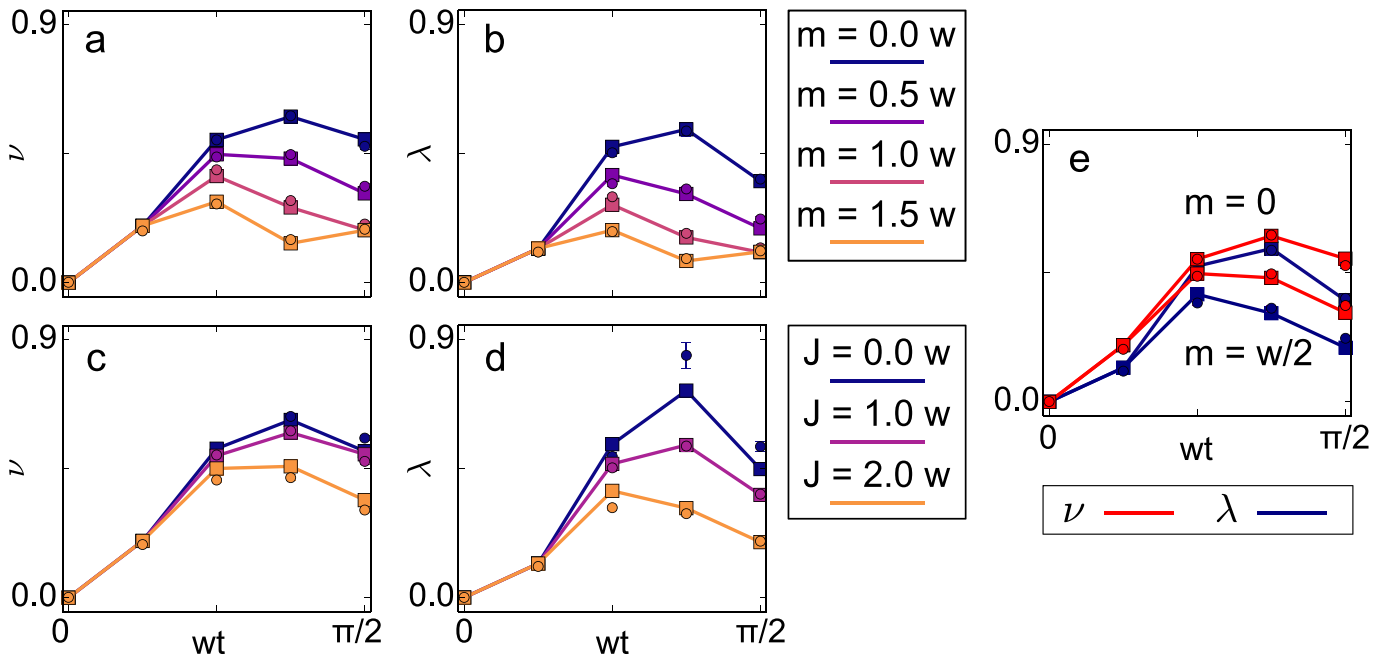
Specifically, in the limit of large fermion masses $m \gg \sqrt{qE}$ with q the electric charge, as relevant in the high-energy context, $\lambda(t) = \nu(t)$ for thermodynamically large systems in the continuum.

Since vacuum persistence amplitudes have so far not been measured, this connection between $\lambda(t)$ and $\nu(t)$ has not yet been tested experimentally. In Extended Data Fig. 1, we show the measured rate function $\lambda(t)$ and find good qualitative agreement with $\nu(t)$, even for the few qubits in our digital quantum simulation.

Finite size effects. In the following, we discuss the dependence of the results on the number of lattice sites N . Extended Data Fig. 2 shows the time evolution of the

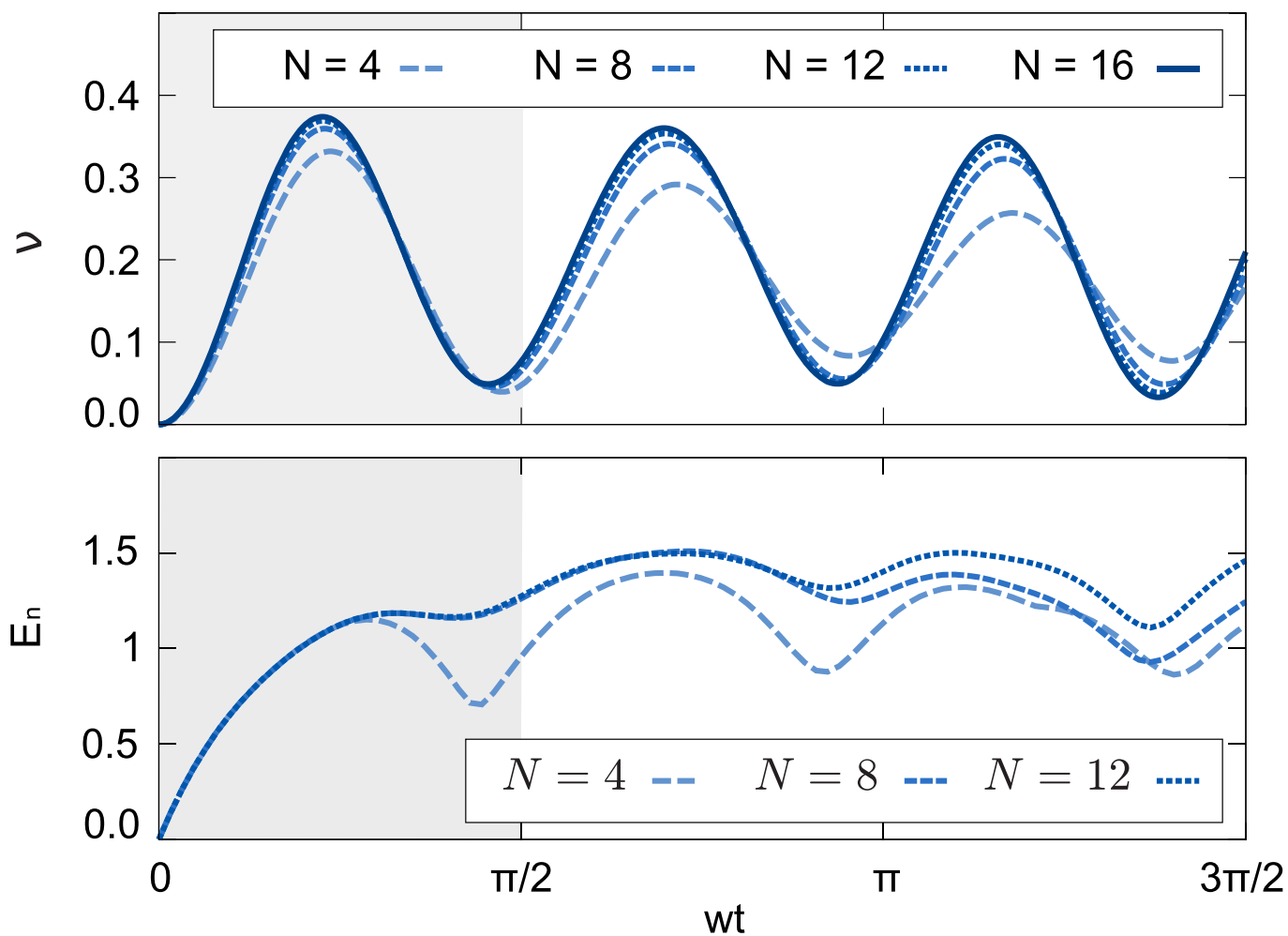
particle number density and the entanglement for different system sizes N . For our experimental system with $N=4$, we already find qualitative agreement with respect to the results expected for larger N . By scaling up the system, the dynamics quickly converges for the considered parameters. We address elsewhere the continuum limit $a \rightarrow 0$, $N \rightarrow \infty$ for fixed values of the coupling g and the mass m (C.A.M. *et al.*, manuscript in preparation).

31. Banks, T., Susskind, L. & Kogut, J. Strong-coupling calculations of lattice gauge theories: $(1+1)$ -dimensional exercises. *Phys. Rev. D* **13**, 1043–1053 (1976).
32. Bañuls, M. C., Cichy, K., Cirac, J. I. & Jansen, K. The mass spectrum of the Schwinger model with matrix product states. *J. High Energy Phys.* **2013**, 158 [http://dx.doi.org/10.1007/JHEP11\(2013\)158](http://dx.doi.org/10.1007/JHEP11(2013)158) (2013).
33. Bañuls, M. C., Cichy, K., Cirac, J. I., Jansen, K. & Saito, H. Matrix product states for lattice field theories. *Proc. 31st Int. Symp. on Lattice Field Theory* 332 http://pos.sissa.it/archive/conferences/187/332/LATTICE%202013_332.pdf (2013).
34. Graß, T., Muschik, C., Celi, A., Chhajlany, R. W. & Lewenstein, M. Synthetic magnetic fluxes and topological order in one-dimensional spin systems. *Phys. Rev. A* **91**, 063612 (2015).
35. Casanova, J. *et al.* Quantum simulation of quantum field theories in trapped ions. *Phys. Rev. Lett.* **107**, 260501 (2011).
36. García-Álvarez, L. *et al.* Fermion-fermion scattering in quantum field theory with superconducting circuits. *Phys. Rev. Lett.* **114**, 070502 (2015).
37. Schwinger, J. On gauge invariance and vacuum polarization. *Phys. Rev.* **82**, 664–679 (1951).



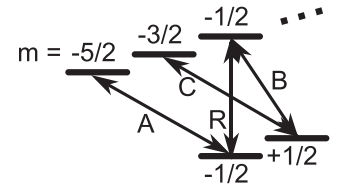
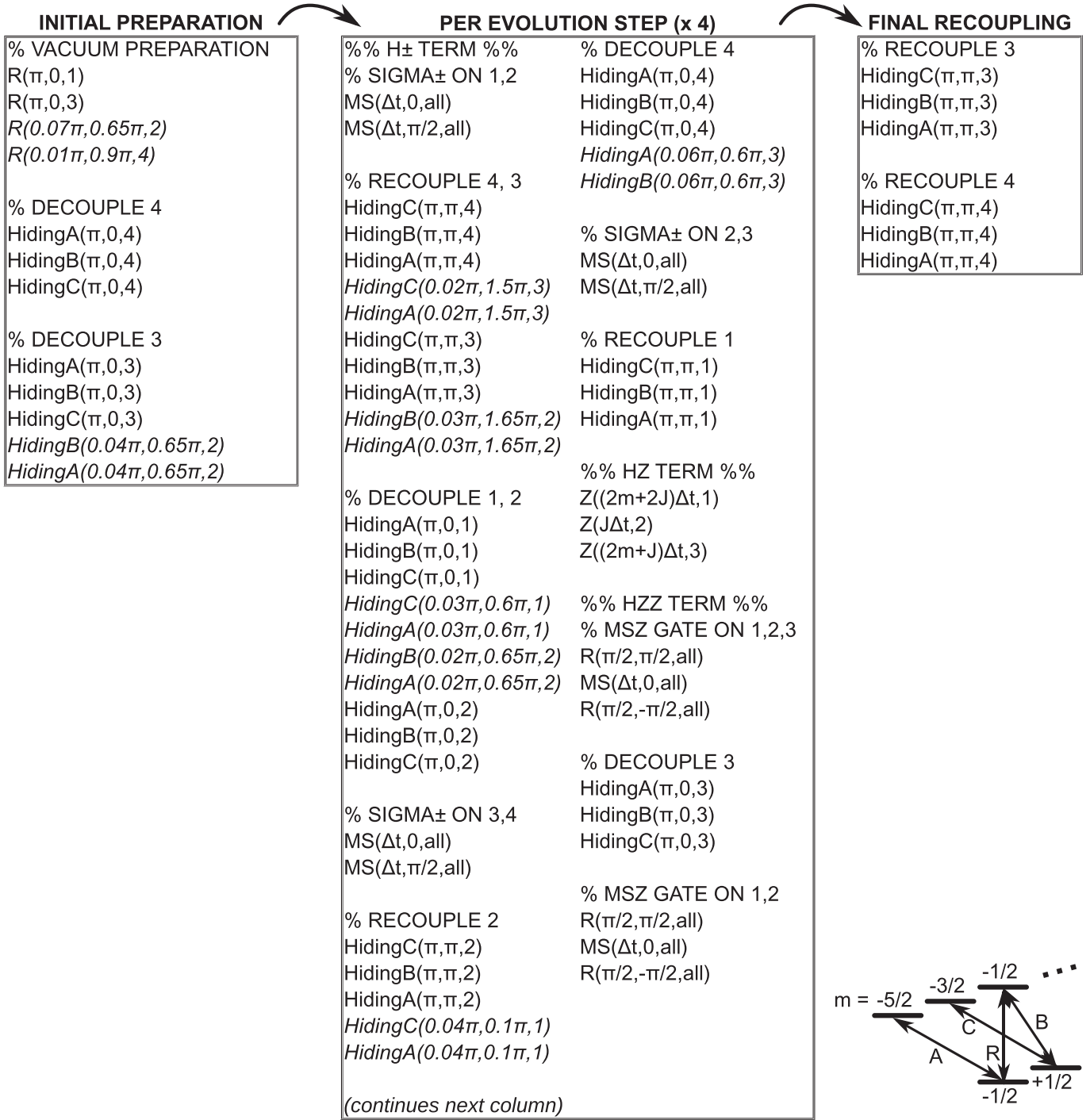
Extended Data Figure 1 | Comparison of the evolutions of the particle number density $\nu(t)$ and the rate function $\lambda(t)$. The decay of the vacuum persistence probability is characterized by the rate function $\lambda(t)$, defined by $|G(t)|^2 = e^{-N\lambda(t)}$. **a, b**, Time evolution of $\nu(t)$ (**a**) and $\lambda(t)$ (**b**) for different values of the particle mass m and fixed electric field energy $J = w$, where w is the rate of particle–antiparticle creation and annihilation

(see equation (1) in the main text). **c, d**, Evolution of $\nu(t)$ (**c**) and $\lambda(t)$ (**d**) for different values of J and fixed particle mass $m = 0$ as a function of the dimensionless time wt . **e**, Comparison the evolutions of $\nu(t)$ and $\lambda(t)$ for $J = w$ and masses $m = 0$ (upper two curves) and $m = w/2$ (lower two curves). Error bars correspond to standard deviations estimated from a Monte Carlo bootstrapping procedure.



Extended Data Figure 2 | Finite size effects. Evolution of the particle number density $\nu = \frac{1}{2N} \sum_{i=1}^N \langle (-1)^i \hat{\sigma}_i^z(t) + 1 \rangle$ (top) and the logarithmic negativity E_n (bottom) for different system sizes N . The logarithmic negativity is evaluated with respect to a cut in the middle of the considered

spin chain and quantifies the entanglement between the two halves of the system. Both quantities are shown as a function of the dimensionless time wt for $J = m = w$. The shaded area corresponds to the time interval explored in the experiment.



Extended Data Figure 3 | Experimental pulse sequence. This laser pulse sequence implements the evolution described in Fig. 2f, g. The pulses are listed in the order in which they are applied, as indicated by the arrows. The pulses in the first box prepare the initial state, those in the second box implement one step of the time evolution, and those in the third box recouple the ions to the computational subspace, that is, bring back their populations to the qubit transition $4S_{1/2}(m = -1/2)$ to $3D_{5/2}(m = -1/2)$. The operations shown in the middle box are repeated once per evolution step, resulting in a total number of $12 + 51 \times 4 + 6 = 222$ pulses for 4 evolution steps. The pulses are labelled in the form Pulse($\theta, \phi, \text{target}$

qubit), where θ is the rotation angle (length) of the pulse, ϕ its phase, and the target qubit is an integer from 1 to 4 for addressed operations or 'all' for global operations. 'R' denotes a pulse on the qubit transition $4S_{1/2}(m = -1/2)$ to $3D_{5/2}(m = -1/2)$. 'MS' corresponds to an MS gate on the same transition. The hiding pulses 'HidingA,B,C' are applied on the transitions as follows: A, $4S_{1/2}(m = -1/2)$ to $3D_{5/2}(m = -5/2)$; B, $4S_{1/2}(m = +1/2)$ to $3D_{5/2}(m = -1/2)$; C, $4S_{1/2}(m = +1/2)$ to $3D_{5/2}(m = -3/2)$. These transitions are shown in the level scheme at the bottom right. The pulses shown in italics serve the purpose of correcting addressing crosstalk.